

THE DETERMINING FACTORS OF SERVICE VALUE AND
SATISFACTION FOR EDUTAINMENT SERVICES IN MALAYSIA

By

INDRA A/P BALACHANDRAN

Thesis Submitted to the Ghazali Shafie Graduate School of Government,
Universiti Utara Malaysia
In Fulfillment of the Requirements for the Master Degree

PERMISSION TO USE

In presenting this in partial requirement for a post graduate degree from Universiti Utara Malaysia, I agree that the University Library may make it freely available for inspection. I further agree that permission for copying of this thesis in any manner in whole or in part for scholarly purpose may be granted by my supervisor or in their absence by the Dean of College of Law, Government, and International Studies. It is understood that any copying or publication of the thesis or part for financial gain shall not be allowed without my written permission. It is also understood that due recognition shall be given to me and Universiti Utara Malaysia for any scholarly use that may be made of any material from my Request for permission to copy or make use of materials in this thesis, in whole or part should be addressed to:

Dean of Center for Graduate Studies,
College of Law, Government, and International Studies,
Universiti Utara Malaysia,
06010 Sintok,
Kedah Darul Aman.

ABSTRACT

The Determining Factors of Service Value and Satisfactions for Edutainment Services in Malaysia

By

Indra A/P Balachandran

Edutainment is a growing business in our country and it is precisely to study the service value and satisfaction to learn about customers behaviors. The purpose of this study is to identify antecedents of service value and satisfaction and determine the relationship and which antecedents are most influential on value and satisfaction. This research used a non-probability with mall intercept convenience sampling and 130 respondents were participated in this survey. This study employed the Descriptive analysis, Correlation analysis, and Multiple Regression Analysis. For the data analysis, we have used 127 questionnaires and 7 questionnaires were eliminated due to incomplete. The results of this study are supported that overall service marketing mix and service quality have a positive and significant relationship between service value and service satisfaction. Meanwhile, the most influential antecedents on value are the physical evidence and service quality, for service satisfaction is the service quality. Our research suggests that the edutainment marketing managers should create an effective service marketing mix strategies which leads to customer perceived quality, perceived value as well as perceived satisfaction.

ABSTRAK

Faktor Menentukan Nilai Perkhidmatan dan Kepuasan untuk Perkhidmatan Pendidikan-Hiburan di Malaysia

Oleh,

Indra A/P Balachandran

Pendidikan-Hiburan berkembang sebagai perniagaan di negara kita dan ia adalah tepat untuk mengkaji nilai perkhidmatan dan kepuasan untuk mempelajari tingkah laku pelanggan. Tujuan kajian ini adalah untuk mengenal pasti latar belakang yang bernilai perkhidmatan dan kepuasan dan menentukan hubungan dan latar belakang yang paling berpengaruh kepada nilai dan kepuasan. Kajian ini menggunakan bukan kebarangkalian-pusat membeli belah dengan menggunakan pensampelan kemudahan and 130 orang responden telah mengambil bahagian dalam kajian ini. Kajian ini menggunakan analisis deskriptif, analisis Korelasi dan Analisis Regresi Berganda. Untuk data analisis, kami telah menggunakan 123 soal selidik and 7 soal selidik tidak gunakan disebabkan tidak lengkap. Hasil kajian ini disokong bahawa keseluruhan campuran pemasaran perkhidmatan, dan kualiti perkhidmatan mempunyai hubungan yang positif dan signifikan antara nilai perkhidmatan dan kepuasan perkhidmatan. Sementara itu, latar belakang yang paling berpengaruh pada nilai adalah bukti fizikal dan kualiti perkhidmatan, untuk kepuasan perkhidmatan adalah kualiti perkhidmatan. Kajian kami menunjukkan bahawa pengurus pemasaran pendidikan-hiburan perlu mewujudkan strategi yang berkesan campuran pemasaran perkhidmatan yang membawa kepada pelanggan yang berkualiti dilihat, nilai dilihat serta kepuasan dilihat.

ACKNOWLEDGEMENT

First and foremost, I would like to thank Universiti Utara Malaysia for giving me the opportunity to conduct and learn from this project. Throughout this project, I had developed the valuable knowledge and skills that are useful in my future undertakings. Furthermore, this research paper would not have been possible without the support and encouragement of many people. I am deeply indebted to my supervisor Dr. Mohd Haniff Jedin, because he improved my several mistakes. Indeed, with his enthusiasm, his encouragement, and his great efforts to explain things clearly and simply, he helped me pass the difficult times and clarify of confusion. Through the whole journey of this research paper, he provided guidance, persistent help, good teaching, and plenty of good ideas which not only useful in paper but also in lifelong.

In addition, I would like to thank UUM library who provided online journals for helping me to access the journals with free as I had used the highest e-resources of UUM library, they awarded me the certificate as an appreciation (refer Appendix D). Additionally, I would like to thank all the respondents who willing to spend their own time for helping me to complete the data collection works. On a personal note, I would like to express my gratitude to all my family and my beloved friends who gave me the possibility to complete this thesis. Last but not least, I thank God for all his blessings.

INDRA A/P BALACHANDRAN

TABLE OF CONTENTS

PERMISSION TO USE	I
ABSTRAK	II
ABSTRACT	III
ACKNOWLEDGMENT	IV
LIST OF TABLE	V
LIST OF FIGURES	VI
LIST OF ABBREVIATIONS	VIII
CHAPTER 1: INTRODUCTION	1
1.1 Background of study	1
1.2 Problem Statement	4
1.3 Research Questions	7
1.4 Research Objectives	7
1.5 Motivation to study	8
1.6 Significant of Study	9
1.7 Scope of the study	10
1.8 Organization of the Study	11
1.8.1 Chapter One: Research Overview	11
1.8.2 Chapter Two: Literature Review	11
1.8.3 Chapter Three: Methodology	11
1.8.4 Chapter Four: Data Analysis	12
1.8.5 Chapter Five: Discussion	12
1.8.6 Chapter Six: Conclusion	12
1.9 Conclusion	12

CHAPTER 2: LITERATURE REVIEW	13
2.1 Background of Edutainment Concept	13
2.2 Edutainment Industries in Malaysia	14
2.2.1 MegaKidz Funland and Edutainment	14
2.2.2 Legoland Malaysia	15
2.2.3 KidZania	16
2.3 Conceptual Framework	17
2.4 Theoretical Background	18
2.4.1 Customer Satisfaction Theory	18
2.4.2 Service Value	19
2.4.3 Service Quality	22
2.4.4 Marketing Mix	25
2.4.4 Hypotheses Development	26
2.5.1 Price	26
2.5.2 Place	27
2.5.3 Promotion	28
2.5.4 People	29
2.5.5 Physical Evidence	30
2.5.6 Process	31
2.5.7 Relationship between SMM and Service Value (SV)	33
2.5.8 Relationship between SMM and Service Satisfaction (SS)	35
2.5.9 Relationship between Service Quality and Service Value	40
2.5.10 Relationship between Service Quality and Service Satisfaction	41

2.5.11 Relationship between Service Value and Service Satisfaction	42
CHAPTER 3: METHODOLOGY	47
3.1 Introduction	47
3.2 Research Design	47
3.2.1 Quantitative Research	48
3.2.2 Descriptive Research	49
3.3 Constructs Measurement	49
3.3.1 Scale Measurement	49
3.4 Measurement Scale for Each Variable	51
3.4.1 Service Marketing Mix (Price)	51
3.4.2 Service Marketing Mix (Place)	52
3.4.3 Service Marketing Mix (Promotion)	53
3.4.4 Service Marketing Mix (People)	54
3.4.5 Service Marketing Mix (Physical Evidence)	55
3.4.6 Service Marketing Mix (Process)	56
3.4.7 Service Quality	57
3.4.8 Service Value	58
3.4.9 Service Satisfaction	59
3.5 Research Instrument	60
3.5.1 Questionnaire Design	60
3.5.2 Pilot Test	61
3.5.3 Reliability Test	62

3.5.3.1 Reliability Test for Price variable	64
3.5.3.2 Reliability Test for Actual Study	66
3.6 Sampling Design	68
3.6.1 Target Population	68
3.6.2 Sampling Techniques	69
3.6.3 Sampling Size	70
3.7 Data Collection	71
3.7.1 Primary Data	71
3.7.2 Secondary Data	73
3.8 Data Analysis	74
3.8.1 Descriptive Analysis	74
3.8.2 Reliability Test	75
3.8.3 Normality of the Data	75
3.9 Inferential Analysis	76
3.9.1 Pearson Correlation	76
3.9.2 Multiple Regressions	77
3.10 Conclusion	77
 CHAPTER 4: DATA ANALYSIS	 78
4.1 Introduction	78
4.2 Descriptive Analysis	78
4.2.1 Respondents Demographic Profile and Customer Perceptions	79
4.2.2 Descriptive Statistics of Demographic Profile	82

4.2.3 Descriptive Statistics for Independent and Dependent Variables	83
4.2.4 Central Tendencies Measurement of Constructs	84
4.3 Inferential Analysis	87
4.3.1. Pearson Correlation	87
4.3.1.1 Correlation Analysis between SMM, SV, and SS	89
4.3.1.1 (a) Price, SV, and SS	89
4.3.1.1 (b) Place, SV, and SS	90
4.3.1.1 (c) Promotion, SV, and SS	91
4.3.1.1 (d) People, SV, and SS	92
4.3.1.1 (e) Physical Evidence, SV, and SS	93
4.3.1.1 (f) Process, SV, and SS	94
4.3.1.2 Correlation Analysis between SQ, SV, and SS	95
4.3.1.3 Correlation Analysis between SV and SS	96
4.4 Multiple Regression Analysis	97
4.4.1 Multiple Regression Analysis-Dependent Variable of SV	98
4.4.1.1 Hypotheses Testing	99
4.4.2 Multiple Regression Analysis-Dependent Variable of SS	101
4.4.2.1 Hypotheses Testing	101

CHAPTER 5: DISCUSSION	103
5.1 Introduction	103
5.2 Research Question One	104
5.2.1 How the Service Marketing Mix elements and service quality influence the Service Value and satisfaction in Malaysia's edutainment services?	104
5.3 Research Question Two	111
5.3.1 To what extent the service value influence the service satisfaction in Malaysia edutainment services?	111
5.4 Research Question Three	112
5.4.1 Which antecedents are the most influential (SMM and SQ) on service value and satisfaction in Malaysia's Edutainment Services?	112
5.5 Summary of Findings	118
 CHAPTER 6: CONCLUSION	 122
6.1 Introduction	122
6.2 Managerial Implications	123
6.3 Suggestion for future research	124
6.4 Limitations	125

LIST OF TABLES

Table 2.1	Empirical Research in Service Marketing Mix and Satisfaction	39-40
Table 2.2	Empirical Research in Quality, Value, and Satisfaction	46-47
Table 3.1	Width of Class Interval	53
Table 3.2	Service Marketing Mix (Price)	54
Table 3.3	Service Marketing Mix (Place)	55
Table 3.4	Service Marketing Mix (Promotion)	56
Table 3.5	Service Marketing Mix (People/Staff)	57
Table 3.6	Service Marketing Mix (Physical Evidence)	58
Table 3.7	Service Marketing Mix (Process)	59
Table 3.8	Service Quality	60
Table 3.9	Service Value	61
Table 3.10	Service Satisfaction	62
Table 3.11	Reliability Test (Pilot Study, N=40)	66-67
Table 3.12	Reliability Statistics for Price variable	68
Table 3.13	Price Item-Total Statistics	68
Table 3.14	Reliability Statistics after item deleted	69
Table 3.15	Reliability Test of Actual Study	70-71
Table 3.16	Data Collection	75-76
Table 4.1	Respondents Demographic Profile and Customer Perceptions	82-83
Table 4.2	Descriptive Statistics of Demographic Profile	85
Table 4.3	Descriptive Statistics for Independent and Dependent Variables	86
Table 4.4	Central Tendencies Measurement of Constructs	87-88
Table 4.5	Correlation of Research Dimension	91

Table 4.6	Correlation Analysis between Price, SV, and SS	92
Table 4.7	Correlation Analysis between Place, SV, and SS	93
Table 4.8	Correlation Analysis between Promotion, SV, and SS	94
Table 4.9	Correlation Analysis between People, SV, and SS	95
Table 4.10	Correlation Analysis between Physical Evidence, SV, and SS	96
Table 4.11	Correlation Analysis between Process, SV, and SS	97
Table 4.12	Correlation Analysis between Service Quality, SV and SS	98
Table 4.13	Correlation Analysis between SV and SS	99
Table 4.14	Multiple Regression Analysis-Dependent Variable is Service Value	101
Table 4.15	Multiple Regression Analysis-Dependent Variable is Service Satisfaction	104
Table 5.1	Summary of Hypotheses Testing (Multiple Regression) Service Value	120
Table 5.2	Summary of Hypotheses Testing (Multiple Regression) Service Satisfaction	120

LIST OF FIGURES

Figure 2.1 The Determining Factors of Service Value and Satisfactions for Edutainment Services in Malaysia	18
Figure 2.2 The SERQUAL Model	24
Figure 2.3 Separate Conceptual Model of SMM and SV	35
Figure 2.4 Separate Conceptual Model of SMM and SS	38
Figure 2.5 Separate Conceptual Frameworks for SQ, SV, and SS	43
Figure 2.6 Separate Conceptual Model for SV and SS	45
Figure 5.1 Modified Conceptual Framework Correlation Analysis for SMM, SQ, and SV	109
Figure 5.2 Modified Conceptual Framework Correlation Analysis for SMM, SQ, and SS	112
Figure 5.3 Modified Conceptual Framework Correlation Analysis for SV and SS	113
Figure 5.4 Overall Modified Conceptual Framework	123

LIST OF ABBREVIATIONS

AMA – American Marketing Association

AMOS – Analysis if Moment Structure

ANOVA – Analysis of Variance

CFA – Confirmatory Factor Analysis

CPA – Certified Public Account

EFA – Exploratory Factor Analysis

IIB – Iskandar Investment Berhad

PERVAL – Customer Perceived Value

SEM – Structural Equation Modeling

SERPERF – Service Performance

SERQUAL – Service Quality

SMM – Service Marketing Mix

SPSS – Statistical Package for the Social Sciences

SQ – Service Quality

SS – Service Satisfaction

SV – Service Value

TAR - Themed Attractions and Resorts Sdn Bhd

CHAPTER 1

INTRODUCTION

1.1 Background of study

Since the past decades, customer value and customer satisfaction are interesting issues that discussed by marketing scholars. Today's business competitive dynamic, service firms' are pursuing for the service revolutionary to increase the value in order to attract and deliver satisfaction to the customer which leads for company's profits (Shaw and Ivins, 2002).

Customer satisfaction concept is the main concern of the marketing strategy which playing a crucial role in marketing activity output like purchasing and consumption process (Ahmet and Ertan, 2010). Satisfaction or dissatisfaction is fabricated on their previous experiences that comparing the outcome with what he or she expected (Oliver, 1981). While, customer perceived value is an ultimate goal and to ensure a fruitful purchase exchange transactions (Holbrook, 1994).

Customer satisfaction is achieved when the superior customer value is delivered by the service providers. While, superior performance is in turn of providing superior customer value (Slater, 1997). Indeed, value and satisfaction are highly connected to the marketing relationship, repurchase intension, and market share (Patterson and Spreng, 1997). Furthermore, the link between service quality and customer satisfaction is another concern of the marketing strategy for success and survival in the dynamic competitive environment.

The contents of
the thesis is for
internal user
only

References

- Addis, M. (2005). "New technologies and cultural consumptions-Edutainment is Born!" *European Journal of Marketing*, 39(7/8), 729-736.
- Ahmad, A. M. K., Qarnil, A. A., Alsharqi, O. Z., Qalai, D. A., & Kadil, N. (2013). The impact of marketing mix strategy on Hospitals performance measured by Patient satisfaction: An empirical investigation on Jeddah Private sector Hospital Senior Managers perspective. *International Journal of Marketing Studies*, 5(6), 210-227.
- Ahmed, I., Nawaz, M. M., Ahmad, Z., Ahmad, Z., Shaukat, M. Z., Usman, A., Rehman, W., & Ahmed, N. (2010). Does service quality affect students' performance? Evidence from Institute of Higher Learning. *African Journal of Business Management*, 4(12), 2527-2533.
- Ahmet & Ertan. (2010). "Customer Satisfaction, A Central Phenomenon in Marketing": in P.H.D. Thesis, Yeditepe University, Istanbul. Retrieved from <http://www.scribd.com/doc/97205467/Customer-Satisfaction-A-Central-Phenomenon-In-Marketing>.
- Akroush, M., & Al-Dmour, H. (2006). The relationship between brand-building factors and branding benefits in Commercial Banks operating in Jordan: An empirical investigation of Managers' perspectives. *Jordan Journal of Business Administration*, 2(3), 464-486.
- Akroush, M. N. (2011). The 7Ps classification of the services marketing mix revisited: An empirical assessment of their generalisability, applicability and effect on performance-evidence from Jordan's services organizations. *Jordan Journal of Business Administration*, 7(1), 1-32.
- Al-Dmour, H., Al-Zu'bi, Z. M. F., & Kakeesh, D. (2013). The effect of services marketing mix elements on customer-based brand equity: An empirical study on Mobile Telecom Service Recipients in Jordan. *International Journal of Business and Management*, 8(1), 1-14.
- Al-Muala, A., and Al-Qurneh. (2012). Assessing the relationship between marketing mix and loyalty through tourist satisfaction in Jordan Curative Tourism. *American Academic & Scholarly Research Journal*, 4(2), 1-14.
- Armstrong, G., & Kotler, P. (2005). *Marketing: An Introduction* (7th ed.). New Jersey: Pearson Prentice Hall.
- Anderson, E.W., and Fornell, C. (1994). Customer Satisfaction Research Prospectus, 241-268.

- Baker, J., Parasuraman, A., Grewal, D., and Voss, G. B. (2002). "The influence of multiple store environment cues on perceived merchandise value and patronage intentions." *Journal of Marketing*, 66(2), 120-41.
- Bitner, M. J. (1990). "Evaluating Service Encounters: The effects of physical surroundings and employee responses." *Journal of Marketing*, 54, 69-82.
- Bitner, M. J. (1992). "Servicescapes: The impact of physical surroundings on customers and employees." *Journal of Marketing*, 56, 55-71.
- Bolton, R. N., and Drew, J. H. (1991). "A multistage model of customers' assessments of service quality and value." *Journal of Consumer Research*, 17, 375-384.
- Bolton, R. N. and Drew, J. H. (1991). "A longitudinal analysis of the impact of service changes on consumer attitudes." *Journal of Marketing*, 55, 1-9.
- Booms, B. H., & Bitner, M. J. (1981). *Marketing strategies and organizational structures for services firms*. In Donnelly, J., & George, W.R. (ed.), *Marketing of Services* (pp. 47-51), Chicago: American Marketing Association.
- Boulding, William, and Kirmani, A. (1993). "A consumer-side experimental examination of signaling theory: Do consumers perceive warranties as signals of quality"? *Journal of Consumer Research*, 20, 111-123.
- Brady, M. K., & Cronin, J. J. (2001). Customer orientation: Effects on customer service perceptions and outcome behaviors. *Journal of Service Research*, 3(3), 241-251.
- Brady, M. K. and Cronin, J. J. Jr. (2001). "Some new thoughts on conceptualizing perceived service quality: A hierarchical approach." *Journal of Marketing*, 65, 34-49.
- Buckingham, D. and Scanlon, M. (2000). *That is Edutainment: Media, Pedagogy, and the Market Place*. Paper presented to the International Forum of Researchers on Young People and the Media, Sydney. Retrieved from, <http://v-must.net/biblio/edutainment-media-pedagogy-and-market-place>.
- Bush, Alan J., and Hair, Jr., Joseph F. (1985). "An assessment of the mall intercept as a data collection method." *Journal of Marketing Research*, 22(2), 158-167.
- Burns, A. C. and Bush, R. F. (2000). *Marketing Research* (3rd ed.). Upper Saddle River: Prentice.
- Caruana, A., Money, A. H. and, Berthon, P. R. (2000). Service quality and satisfaction the moderating role of value. *European Journal of Marketing*, 34(11/12), 1338-1352.
- Chen, C. F., Chen, F. S. (2010). Experience quality, perceived value, satisfaction, and behavioral intentions for Heritage Tourists. *Tourism Management*, 31(1), 29-35.

- Cheng, T. C., and Yeung, A. C. (2008). The driving forces of customer loyalty: A study of internet service providers in Hong Kong. *International Journal of E-Business Research*, 26-42.
- Cengiz, E., and Yayla, H. E. (2007). The effect of marketing mix on positive word of mouth communication: evidence from accounting offices in Turkey. *Innovative Marketing*, 3(4), 74-86.
- Consuegra, D.M., Molina, A., & Esteban, A. (2007). An integrated model of price, satisfaction, and loyalty: An empirical analysis in the service sector. *Journal of Product & Brand Management*, 16(7), 459-468.
- Cooper, R. D. & Schindler, P. S. (2006). *Business Research Methods (9th Ed.)*. New York: McGraw-Hill
- Creswell, J. W. (2005). *Educational research: Planning, conducting, and evaluating quantitative and qualitative Research (2nd ed.)*. Upper Saddle River: Pearson Education.
- Cronin, J. J. Jr., and Taylor, S. A. (1992). "Measuring service quality: A reexamination and extension." *Journal of Marketing*, 56(3), 55-68.
- Cronin, J. J. Jr., Brady, M. K. and Hult, G. T. M. (2000). "Assessing the effects of quality, value, and customer satisfaction on consumer behavioral intentions in service environments." *Journal of Retailing*, 76(2), 193-218.
- Csikszentmihalyi, M. (1990). *Flow: The psychology of optimal experience: Steps toward enhancing the quality of Life*. New York: Harper & Row
- DeVary, S. (2009). Educational Gaming Interactive Edutainment. *Distance Learning*, 5(3), 35-44.
- Dodds, W. B., Monroe, K. B., Grewal, D. (1991). *Effects of price, brand, and store information on buyers' product evaluations*. *Journal of Marketing Research*, 28, 307-319.
- Dodds, W. B. (1991). "In search of value: How price and store name information influence buyers' product perceptions." *Journal of Services Marketing*, 5(3), 27-36.
- Dodds, W. B., and Monroe, K. B. (1985). "The effect of brand and price information on subjective product evaluations." *Advances in Consumer Research*, 12(1), 85-90.
- Eggert, A. and Ulaga, W. (2002). Customer perceived value: A substitute for satisfaction in business market? *Journal of Business and Industrial Marketing*, 17(2/3), 107-118.

- Enayati, T., Modanloo, Y., Behnamfar, R., and Rezaei, A. (2013). Measuring service quality of Islamic Azad University of Mazandaran using SERQUAL Model. *Iranian Journal of Management Studies*, 6(1), 99-116.
- Fornell, C. (1992). "A national customer satisfaction barometer: the Swedish experience." *Journal of Marketing*, 56, 6-21.
- Goi, C. H. (2011). Perception of consumer on marketing mix: Male vs. Female. *International Conference on Business and Economics Research*, 1, 95-99.
- Green, M. and McNeese, M. N. (2007). "Using Edutainment software to enhance online learning." *International Journal of E-learning*, 6(1), 5-16.
- Green, S. B. (1991). How many subjects does it take to do a regression analysis? *Multivariate Behavioral Research*, 26(3), 499-510.
- Gronross, C. (1984). A service quality model and its marketing implications. *European Journal of Marketing*, 18(4), 36-44.
- Gronross, C. (1995). Relationship Marketing: The strategy continuum. *Journal of the Academy Of Marketing Science*, 23, 252-254.
- Gronross, C. (2008). Service logic revisited: who creates value? And who co-creates? *European Business Review*, 20(4), 298-314.
- Gronross, C., & Ravald, A. (2009). *Marketing and the logic of service: Value facilitation, value creation and co-creation, and their marketing implications*. Working papers, Hanken School of Economics.
- Hair, J. F., Black, W. C., Babin, B. J., Anderson, R. E., Tatham, R. L. (2006). *Multivariate Data Analysis (6th ed)*. Upper Saddle River: Pearson Education.
- Harmon, R. R., & Laird, G. L. (1997). "Linking marketing strategy to customer value: Implications for technology marketers." Kocaoglu, et al. (ed.), *Innovation in Technology Management: The Key to Global Leadership*, PICMET, July, 896-900. Retrieved from, http://ieeexplore.ieee.org/xpls/abs_all.jsp?arnumber=653700&tag=1
- Hartline, M. D., and Jones, K. C. (1996). 'Employee performance cues in a Hotel service environment: Influence on perceived service quality, value, and word-of-mouth intentions.' *Journal of Business Research*, 35(3), 207-15.
- Heinonen, K., and Strandvik, T. (2009). Monitoring value-in-use of e-service. *Journal of Service Management*, 20(1), 33-51.

- Heinon, K., Strandvik, T., Mickelsson, K.J., Edvardsson, B., & Sundstrom, E. (2010). A customer-dominant logic of service. *Journal of Service Management*, 21(4), 531-548.
- Heskett, J. L., Jones, G. W., Saser, W. E., and Schlesinger, L.A. (1994). "Putting the service profit chain to work." *Harvard Business Review*, March-April, 105-111.
- Hirankitti, P., Mechinda, P., & Manjing, S. (2009). *Marketing strategies of Thai spa operators in Bangkok metropolitan*. Paper presented at The International Conference on Applied Business Research, ICABR Valletta (St. Julians)-Malta.
- Holbrook, M. B. (1999). *Introduction to consumer value*, in Holbrook, M .B. (Ed.). *Consumer Value: A Framework for Analysis and Research*. Routledge, London, 1-28.
- Holbrook, M. B. (1994). "The nature of customer value: An axiology of services in the consumption experience." In Rust, R. T., and Oliver, R. L. (ed.), *Service Quality: New directions in theory and practice*. London: Sage Publications, 21-71.
- Hosany, S., and Witham, M. (2010). Dimensions of cruisers' of experiences satisfaction and intention to recommend. *Journal of Travel Research*, 49, 351.
- Huang, L., Salih, M. A., & Megdadi, Y. (2013). Factors influencing the formulation of effective marketing strategies of Chinese business operating in Jordan. *International Journal of Business and Social Science*, 4(2), 157-169.
- Iglesias, M. P., & Yagu'e Guille'n, M. J. (2004). Perceived quality and price: their impact on the satisfaction of restaurant customers. *International Journal of Contemporary Hospitality Management*, 16(6), 373-379.
- Ivy, J. (2008). A new higher education marketing mix: the 7Ps for MBA marketing. *International Journal of Educational Management*, 22(4), 288-299.
- Jayanti, R. K., and Ghosh, A. K. (1996). Service value determination: An integrative perspective. *Journal of Hospitality and Leisure Marketing*, 34(4), 5-25.
- Judd, V. C. (1987). Differentiate with the 5th P: People. *Industrial Marketing Management*, 1(6), 242-247.
- Kombenjammas, W., and Lertrattananon, N. (2011). "Service marketing mix of foreign coffee: Franchiser in Bangkok," Master Thesis in Business Studies. Malardalen University.
- Kotler, P., and Armstrong, G. (1999). *Principles of Marketing*, (8th Ed.). Englewood Cliffs: Prentice-Hall.
- Kuada, J. (2008). *International marketing analysis: Theories and methods (1st Ed)*. Great Britain: Adonis and Abbey Publishers Ltd.

- Lam, R., & Burton, S. (2006). SME banking loyalty and disloyalty: A qualitative study in Hong Kong. *International Journal of Bank Marketing*, 24(1), 37-52.
- Lapierre, J. (2000). Customer-perceived value in industrial contexts. *The Journal of Business and Industrial Marketing*, 15(2/3), 122-140.
- Lee, Y., and Yoo, D. (2000). 'The Determinants of perceived service quality and its relationship with satisfaction.' *Journal of Services Marketing*, 14(3), 217-31.
- Lee, Y. K., Lee, Y., Lee, K. A., Park, D. H., and Moon, Hyungnam. (2004). Exploring the Role of service value in the relationship between service quality and customer satisfaction. *International Journal of Hospitality & Tourism Administration*, 5(1), 67-86.
- Lee, E. J., and Overby, J. W. (2004). 'Creating value for online shoppers: Implications for satisfaction and loyalty.' *Journal of Consumer Satisfaction, Dissatisfaction and Complaining Behavior*, 17, 54-67.
- Lovelock, C., Vandermerwe, S., & Lewis, B. (1999). *Service marketing: A European perspective*. New Jersey: Prentice Hall.
- Mahamad, S., Ibrahim, M. N., and Taib, S.M., (2010). M-Learning: A new paradigm of learning Mathematics in Malaysia. *International Journal of Computer Science and Information Technology*, 2(4), 76-86.
- Mahmud, A., Yusoff, K., & Hadijah, S. (2013). The effect of service quality and price on satisfaction and loyalty of customer of Commercial Flight Service industry. *World Applied Sciences Journal*, 3, 354-359.
- Makeeva, E. (2010). *Service quality and customer satisfaction case: Restel Hotels in Imatra and Lappeenranta*. Bachelor's Thesis, 2010. Saimaa University of Applied Sciences, Tourism and Hospitality, Imatra Degree program in Tourism Bachelor of Hospitality Management.
- Malik, M. E., Ghafoor, M. M., & Iqbal, H. K. (2012). Impact of brand image, service quality, and price on customer satisfaction in Pakistan Telecommunication sector. *International Journal of Business and Social Science*, 3(23), 123-129.
- Malik, S. U. (2012). Customer satisfaction, perceived service quality, and mediating role of perceived value. *International Journal of Marketing Studies*, 4(1), 69-76.
- Malhotra, N. K. (2004). *Marketing Research: An Applied Orientation (4th Ed.)*. Upper Saddle River: Pearson.
- Malhotra, N. K. (2005). *Basic Marketing Research (2nd Ed.)*. United State: Pearson.

McCarthy (1964). *Basic Marketing*. Homewood, IL.

Mohammad, A. A. S. H., and Alhamadani, S. H. Y. M. (2011). Service quality perspectives an customer satisfaction in Commercial Banks Working in Jordan. *Middle Eastern Finance and Economics*, Issues 14, 60-72.

Monroe, K. B. (1990). *Pricing: Making Profitable Decisions*. New York: McGraw-Hill.

Munusamy, J., & Hoo, W. C. (2008). Relationship between marketing mix strategy and consumer motives: an empirical study in major Tesco stores. *UNITAR E-Journal*, 4(2), 41-56.

Naik, C. N. K., Gantasala, S. B., and Prabhakar, G. V. (2010). Service quality (SERQUAL) and its effect on customer satisfaction in retailing. *European Journal of Social Sciences*, 16(2), 231-243.

Nemec, J. and Trna, J. (n.d.). *Edutainment or Entertainment. Education Possibilities of Didactic Games in Science Education*.

Nielsen, S. E. (2007). Third generation educational use of computer games. *Journal of Educational Multimedia and Hypermedia*, 16(3), 273-281.

Nunnally, J. C. (1978). *Psychometric Theory*, (3rd ed.). New York: McGraw-Hill.

Nuviala, A., Cruces, A. G., Turpin, J. A, and Nuviala, R. (2012). Perceived service quality, perceived value and satisfaction in groups of users of sports organizations in Spain. *Kinesiology*, 44(1), 94-103.

Oh, H. (2000). The effect on brand class, brand awareness, and price on customer value and behavioral intentions. *Journal of Hospitality and Tourism Research*, 24(2), 136-163.

Oh, H. (1999). Service quality, customer satisfaction, and customer value: A holistic perspective. *Hospitality Management*, 18, 67-82.

Oliver, R. L., & DeSarbo, W.S. (1988). "Response determinants in satisfaction judgments." *Journal of Consumer Research*, 14, 495-507.

Oliver, R. L. (1997). *Satisfaction: A behavioral perspective on the consumer*. Boston: McGraw-Hill.

Oliver, R. L. (1981). Measurement and evaluation of satisfaction process in retail setting. *Journal of retailing*, 57(3), 18-48.

- Oliver, R. L. (1980). "A cognitive model of the antecedents and consequences of satisfaction Decisions." *Journal of Marketing Research*, 17, 460-469.
- Oliver, L. R. (1999). When consumer loyalty? *Journal of Marketing*, 33-44.
- Parasuraman, A., Zeithaml, V., Berry, L. (1991). "Understanding customer expectations of service." *Sloan Management Review*, 39-48.
- Parasuraman, A., Zeitham, V. A., and Berry, L. (1988). 'SERQUAL: A multiple-item scale for measuring customer perceptions of service quality.' *Journal of Retailing*, 64, Spring, 12-40.
- Parasuraman, A. (1997). Reflections on gaining competitive advantage through customer value. *Journal of the Academy of Marketing Science*, 25(2), 154-161.
- Parasuraman, A., Zeithaml, V. A., and Berry, L. (1994). 'Reassessment of expectations as a comparison standard in measuring service quality: Implication for future research.' *Journal of Marketing*, 58, 111-24.
- Parasuraman, A., Zeithaml, V. A., and Berry, L. L. (1985). A conceptual model of service quality and its implications for future research. *Journal of Marketing*, 49, 41-50.
- Patterson, P. G., Spreng, R. A. (1997). Modeling the relationship between perceived value, satisfaction, and repurchase intentions in a business-to-business service context: An empirical examination. *International Journal of Service Industry Management*, 8(5), 414-434.
- Peter, P. J., & Donnelly, J. H. (2007). *Marketing management: knowledge and skills (8th Ed.)*. New York: McGraw-Hill.
- Pine, B. J., and Gilmore, J. H. (1998). "Welcome to the experience economy." *Harvard Business Review*, 76(4), 96-105.
- Porter, M. E. (1998). *Competitive strategy: Techniques for analyzing industries and competitors*. New York: The Free Press.
- Putra, W.J.A. (2013). The effect of quality and service value on customer loyalty: A study on the customers of Commercial Banks in Malang City. *Interdisciplinary Journal of Contemporary Research in Business*, 5(5).
- Raqif, M., & Ahmed, P. K. (1995). Using the 7Ps as a generic marketing mix: an exploratory survey of UK and European marketing academics. *Marketing Intelligence & Planning*, 13(9), 4-15.
- Rapeepisarn, K., Wong, K. W., Fung, C. C., and Depickere, A. (n.d.). *Similarities and differences between "learn through play" and edutainment.*

- Ravald, A., and Gronroos, C. (1996) "The value concept and relationship marketing." *European Journal of Marketing*, 30(2), 19-30.
- Razali & Wah. (2011). Power comparisons of Shapiro-Wilk, Kolmogorov-Smirnov, Lilliefors, and Anderson-Darling tests. *Journal of Statistical Modeling and Analytics*, 2(1), 21-33.
- Rice, R., and Hancock, L. (2005). The mall intercept: A social norms marketing research tool. *The Report on Social Norms*, 4(7), 4-7.
- Rust, R. T., and Oliver, R. L. (1994). "Service quality: Insights and managerial implications from the frontier." In Rust, R. T., and Oliver, R. L. (ed.), *Service Quality: New Directions in Theory and Practice*. London: Sage Publications, 1-20.
- Rust, R. T., Zahorik, A. J. and Keiningham, T. L. (1996). *Service Marketing*. New York: Harper Collings College Publishers.
- Ruiz, D. M, Gremler, D. D., Washburn, J. H., Cepeda Carrion, G. (2008). Service value revisited: Specifying a higher-order, formative measure. *Journal of Business Research, Special Issues on Formative Measurement*, 61(12), 1278-1291.
- Ruiz, D. M., Castro, C. M., & Diaz, I. M. R. (2012). Creating customer value through service experiences: an empirical study in the hotel industry. *Tourism and Hospitality Management*, 18(1), 37-53.
- Ryu, K., & Jang, S. (2007). The effect of environmental perceptions on behavioral intentions through emotions: The case of upscale restaurant. *Journal of Hospitality & Tourism Research*, 31(1), 56-72.
- Sahrir, M. S., and Alias, N. A. (2011). A study on Malaysian language learners' perceptions towards learning Arabic via online games. *Journal of Language Studies*, 11(3).
- Saunders, M., Lewis, P., Thornhill, A. (2009). *Research Methods for Business Students* (5th Ed.). England: Pearson.
- Seiders, K., Voss, G. B. Grewal, D., Godfrey, A. L. (2007). SERVCON: Development and validation of a multidimensional service convenience scale. *Journal of the Academy of Marketing Science*, 35(1), 144-156.
- Sekaran, U. (2003). *Research methods for business: A skill building approaches* (4th Ed.). New York: John Wiley and Sons, Inc.
- Shaw, C. and Ivins, J. (2002). *Building Great Customer Experiences*. Palgrave; London.

- Slater, S. F. (1997). Developing a customer value-based theory of the firm. *Journal of the Academy of Marketing Science*, 25(2), 162-167.
- Sweeney, J. C., and Soutar, G. N. (2001). 'Consumer perceived value: The development of a multiple item scale.' *Journal of Retailing*, 77(2), 203-20.
- Tufte, T. (2002). Chapter 13: *Edutainment in HIV/AIDS Prevention building on the Soul City experience in South Africa*. In: SERVAES, J. (ed.), *Approaches to Development Communication*, Paris: UNESCO.
- Vargo, Stephen L. and Lusch, Robert F. (2004). Evolving to a new dominant logic for marketing. *Journal of Marketing*, 68, 1-17.
- Vargo, Stephen L. and Lusch, Robert F. (2008). Service dominant logic: continuing the evolution. *Journal of the Academy of Marketing Science*, 36(1), 1-10.
- Voima, P., Heinonen, K., & Strandvik, T. (2010). *Exploring customer value formation- A customer dominant logic perspective*. Hanken School of Economics, Department of Marketing, Center for Relationship Marketing and Service Management.
- Wai, C. K. (2009). *A Study of Marketing strategy of Shopping Center for Customer Retention in Hong Kong*. Dissertation, December 2009, the Degree of Master of Housing Management, the University of Hong Kong.
- Wakefield, K. L., and Blodgett, J. G. (1994). 'The importance of servicescapes in leisure service Settings.' *Journal of Service Marketing*, 8(3), 66-76.
- Wellman, J. C. and Kruger, S. J. (2005). *Research Methodology (3rd Ed.)*. Cape Town: Oxford University Press.
- White, R. (2003). That's Edutainment. White Hutchinson Leisure & Learning Group. Retrieved from, <http://www.Whitehutchinson.com/leisure/articles/edutainment.shtml>
- Wong, J and Law, R. (2003). Differences in shopping satisfaction levels: A study of tourists in Hong Kong. *Tourism Management*, 24, 401-410.
- Wilson, A., Zeithaml, V. A., Bitner, M. J., & Gremler, D. D. (2012). *Service marketing: integrating customer focus across the firm (2nd Ed.)*. New York: McGraw-Hill.
- Woodall, T. (2003). Conceptual "Value for the customer": An attribution structural and dispositional analysis. *Academy of Marketing Science Review*, 12, 1-41.
- Woodruff, R. B. (1997). "Customer Value: The Next Source of Competitive Advantage." *Journal of the Academy of Marketing Science*, 25(2), 139-153.

- Yang, Z., & Peterson, R. T. (2004). Customer perceived value, satisfaction, and loyalty: the role of switching costs. *Psychology & Marketing*, 21(10), 799-822.
- Yelkur, R. (2000). Customer satisfaction and the service marketing mix. *Journal of Professional Service Marketing*, 105-115.
- Yoo, B., H., Donthu, N., & Lee, S. H. (2000). An examination of selected marketing mix elements and brand equity. *Journal of the Academy of Marketing Science*, 28(2), 195-211.
- Zeedyk, M. S., and Wallace, L. (2003). Tackling children's road safety through edutainment: An evaluation of effectiveness. *Health Education Research*, 18(4), 493-505.
- Zeithaml, V. A., and Bitner, M. J. (2000). *Services Marketing* (2nd Ed.). New York: McGraw-Hill.
- Zeithaml, V. A., Berry, L. L. and Parasuraman, A. (1996). "The behavioral consequences of service quality." *Journal of Marketing*, 60, 31-46.
- Zeithaml, V. (1988). Consumer Perceptions of price, quality, and value: A means-end model and synthesis of evidence. *Journal of Marketing*, 52, 2-22.
- Zineldin, M., & Philipson, S. (2007). Kotler and Borden are not dead: Myth of relationship marketing and truth of the 4Ps. *Journal of Consumer Marketing*, 24/4, 229-241.
- Zikmund, W. G. (2003). *Exploring Marketing Research* (8th Ed.). Sydney: Thomson.
- Zikmund, W. G. & Babin B. J. (2010). *Exploring Marketing Research* (10th Ed.). Eagan, MN: Cengage Learning.
- Retrieved April 14, 2014, from <http://www.dailyexpress.com.my/news.cfm?NewsID=84453>
- Retrieved April 14, 2014, from <http://malaysiatravelnews.com/domestic-visitors-make-up-80pc-of-visitors-to-legoland-malaysia/>
- Retrieved February 10, 2014, from <http://www.legoland.com.my/>
- Retrieved February 10, 2014, from <http://www.kidzania.com.my/>
- Retrieved February 10, 2014, from <http://www.megakidz.com.my/>

APPENDIX A



21 February 2014

Dear Participant,

Survey Questionnaire:

“THE DETERMINING FACTORS OF SERVICE VALUE AND SATISFACTION FOR EDUTAINMENT SERVICES IN MALAYSIA”

ACKNOWLEDGEMENT OF CONSENT

I am currently undertaking a research project towards Master of Science in International Business, at Universiti Utara Malaysia. Your valued input is highly beneficial to my study. *(All information received is highly confidential and will be used for analysis purposes only).*

Please respond as honestly as possible as the information obtained from this survey will help us to better understand the situation related with the issue. It is because, you are the one who can give us a correct picture of how you experience as a customer.

Thank you for your participation.

Yours truly,

MS. INDRA A/P BALACHANDRAN

College of Law, Government, and International Studies,

Universiti Utara Malaysia,

06010, Sintok.

Researcher Supervisor: **DR. MOHD HANIFF JEDIN**

APPENDIX A

Section A: Demographic Profile

Please place a tick “√” for each of the following:

1. **Gender:**
 - ☐ Male
 - ☐ Female
2. **Age:**
 - ☐ Below 18
 - ☐ 19 – 25
 - ☐ 26 – 40
 - ☐ Above 41
3. **Ethnic:**
 - ☐ Malay
 - ☐ Chinese
 - ☐ Indian
 - ☐ Others
4. **Education Level:**
 - ☐ High School
 - ☐ Diploma
 - ☐ Degree
 - ☐ Master
 - ☐ PHD
 - ☐ Others, please specify: _____
5. **Salary:**
 - ☐ Below RM1000
 - ☐ RM1001 – RM3000
 - ☐ RM3001 – RM5000
 - ☐ Above RM5001
6. **Nationality:**
 - ☐ Malaysian
 - ☐ Non-Malaysian

Section B: Service Marketing Mix

Does **Service Marketing Mix** have influence your perception towards Edutainment Service Satisfaction?

Please circle your answer to each statement using 5 Points Likert Scale:

(1) Strongly Disagree (2) Disagree (3) Neutral (4) Agree (5) Strongly Agree

Price		Strongly Disagree	Disagree	Neutral	Agree	Strongly Agree
1	More than one payment option.	1	2	3	4	5
2	Reasonable price.	1	2	3	4	5
3	Price according to the service quality.	1	2	3	4	5

Place		Strongly Disagree	Disagree	Neutral	Agree	Strongly Agree
1	Service location is convenient.	1	2	3	4	5
2	The service website is friendly.	1	2	3	4	5
3	Clear signage advertisement.	1	2	3	4	5
4	Provide convenient parking.	1	2	3	4	5
5	Provide convenient operating hours.	1	2	3	4	5

Please circle your answer to each statement using 5 Points Likert Scale:

(2) Strongly Disagree (2) Disagree (3) Neutral (4) Agree (5) Strongly Agree

Promotion		Strongly Disagree	Disagree	Neutral	Agree	Strongly Agree
1	The advertising campaigns are very creative.	1	2	3	4	5
2	The advertisements are frequently seen through media such as TV, radio and billboards.	1	2	3	4	5
3	Service provider based on special program with local content (i.e. Hari Raya, Chinese New Year or Deepavali).	1	2	3	4	5
4	I am concern word of mouth before purchase a specific service.	1	2	3	4	5

People/Staff		Strongly Disagree	Disagree	Neutral	Agree	Strongly Agree
1	Staff gives a quick service delivery.	1	2	3	4	5
2	Staff able to help and ready to deliver service.	1	2	3	4	5
3	Staff well qualified and trained.	1	2	3	4	5
4	Staff treats me as a special and valued customer.	1	2	3	4	5
5	Staff has knowledge to answer my questions.	1	2	3	4	5

Please circle your answer to each statement using 5 Points Likert Scale:

(3) Strongly Disagree (2) Disagree (3) Neutral (4) Agree (5) Strongly Agree

	Physical Evidence/Appearance	Strongly Disagree	Disagree	Neutral	Agree	Strongly Agree
1	Staff appears in attractive uniforms.	1	2	3	4	5
2	Waiting space and queuing arrangements are comfortable and attractive.	1	2	3	4	5
3	Used well advance technology of equipment.	1	2	3	4	5
4	Advertisement material (i.e. brochures or statement) are visually appealing.	1	2	3	4	5
5	The overall premise atmosphere is comfortable and satisfies.	1	2	3	4	5

	Process	Strongly Disagree	Disagree	Neutral	Agree	Strongly Agree
1	The service procedures are easy, quick and immediate.	1	2	3	4	5
2	The service provider delivers program as promised.	1	2	3	4	5
3	Super service provider without an error for children program.	1	2	3	4	5
4	Waiting time is predictable.	1	2	3	4	5
5	The service program provider is serious with complaints.	1	2	3	4	5

SECTION C: SERVICE QUALITY

Please circle your answer to each statement using 5 Points Likert Scale:

(4) Strongly Disagree (2) Disagree (3) Neutral (4) Agree (5) Strongly Agree

Service Quality		Strongly Disagree	Disagree	Neutral	Agree	Strongly Agree
1	The service is reliable and consistent.	1	2	3	4	5
2	The experience that I had is always excellent.	1	2	3	4	5
3	The company provides superior service.	1	2	3	4	5
4	Overall, I think this service provides a good service.	1	2	3	4	5

SECTION D: SERVICE VALUE

Please circle your answer to each statement using 5 Points Likert Scale:

(5) Strongly Disagree (2) Disagree (3) Neutral (4) Agree (5) Strongly Agree

Service Value		Strongly Disagree	Disagree	Neutral	Agree	Strongly Agree
1	Service is worth the time, effort, and money.	1	2	3	4	5
2	Service is reasonably priced.	1	2	3	4	5
3	Service is good services for the price.	1	2	3	4	5
4	Service provide worth value.	1	2	3	4	5

SECTION E: SERVICE SATISFACTION

Please circle your answer to each statement using 5 Points Likert Scale:

(6) Strongly Disagree (2) Disagree (3) Neutral (4) Agree (5) Strongly Agree

Service Satisfaction		Strongly Disagree	Disagree	Neutral	Agree	Strongly Agree
1	I am happy with this service.	1	2	3	4	5
2	Using this service is a satisfying experience.	1	2	3	4	5
3	Overall, I am satisfied with the service.	1	2	3	4	5

SECTION F: CUSTOMER PERCEPTION

1) Did you have any experience in the edutainment service?

MegaKidz ☐ Legoland ☐ KidZania ☐

2) Will you return to the edutainment service?

Yes ☐ No ☐

3) Would you recommend the edutainment service to your friend?

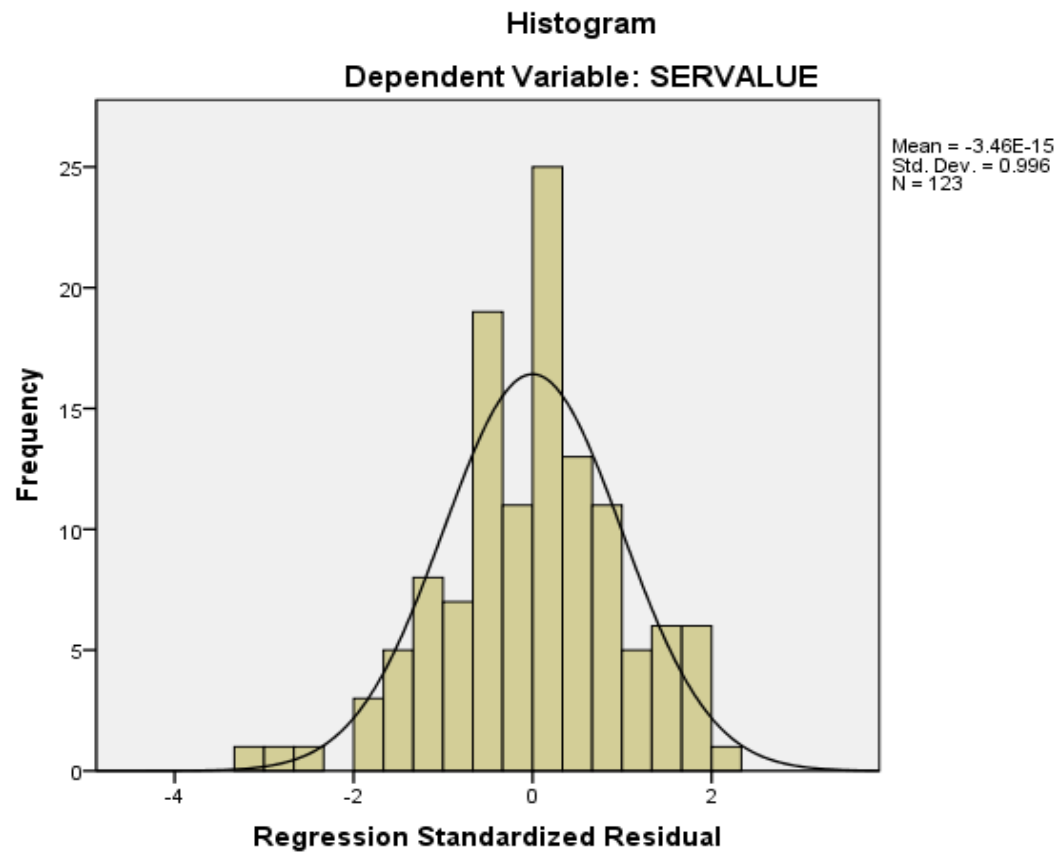
Yes ☐ No ☐

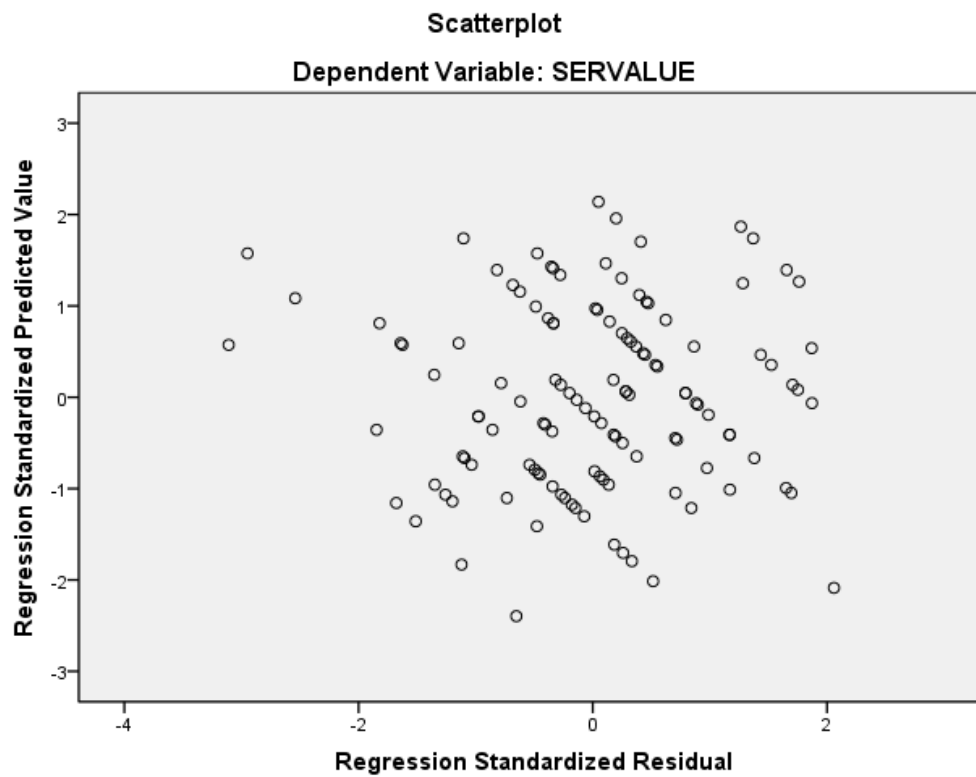
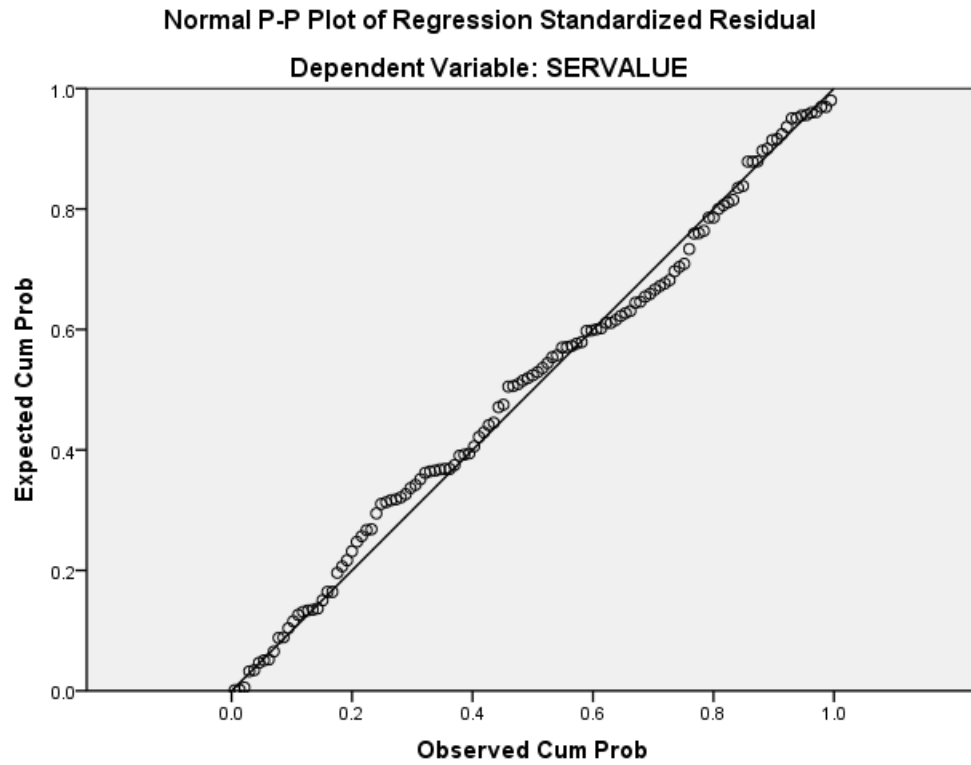
THANK YOU FOR YOUR TIME AND OPINION.

Appendix B

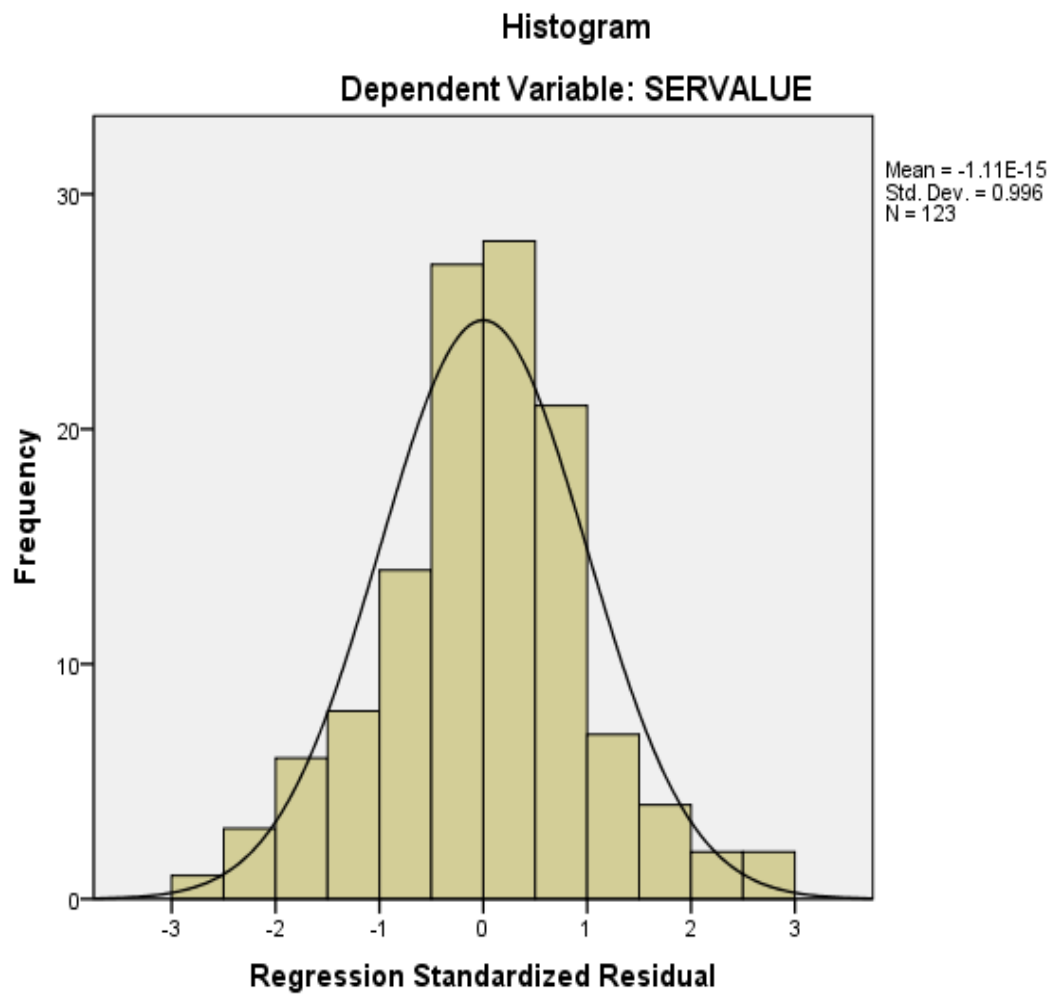
Normality Test Charts

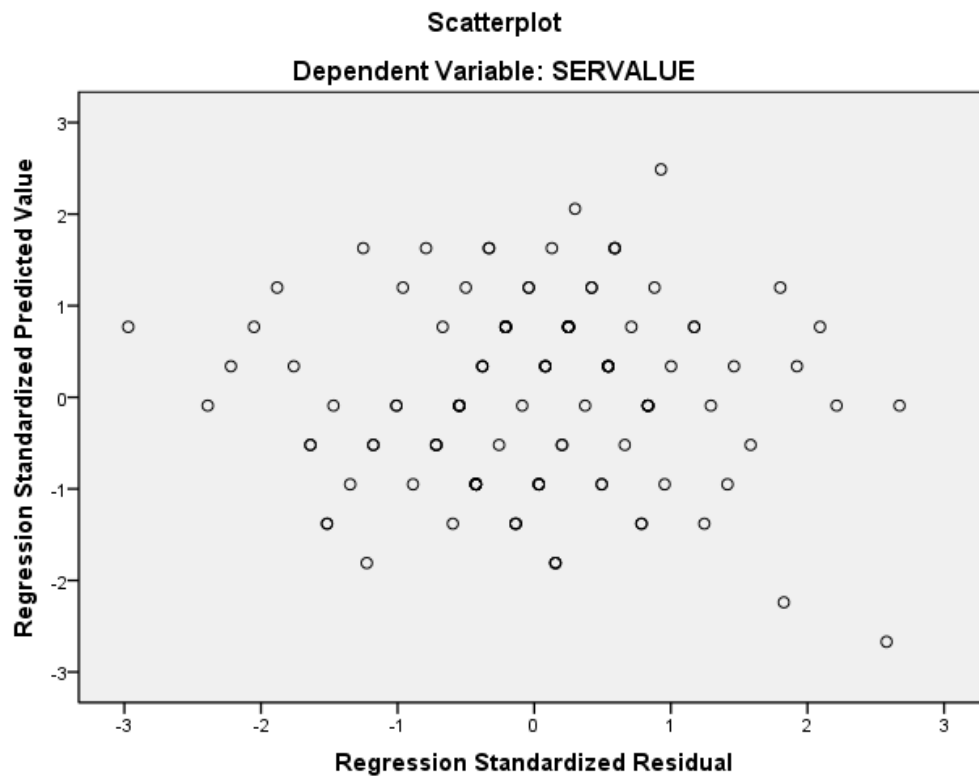
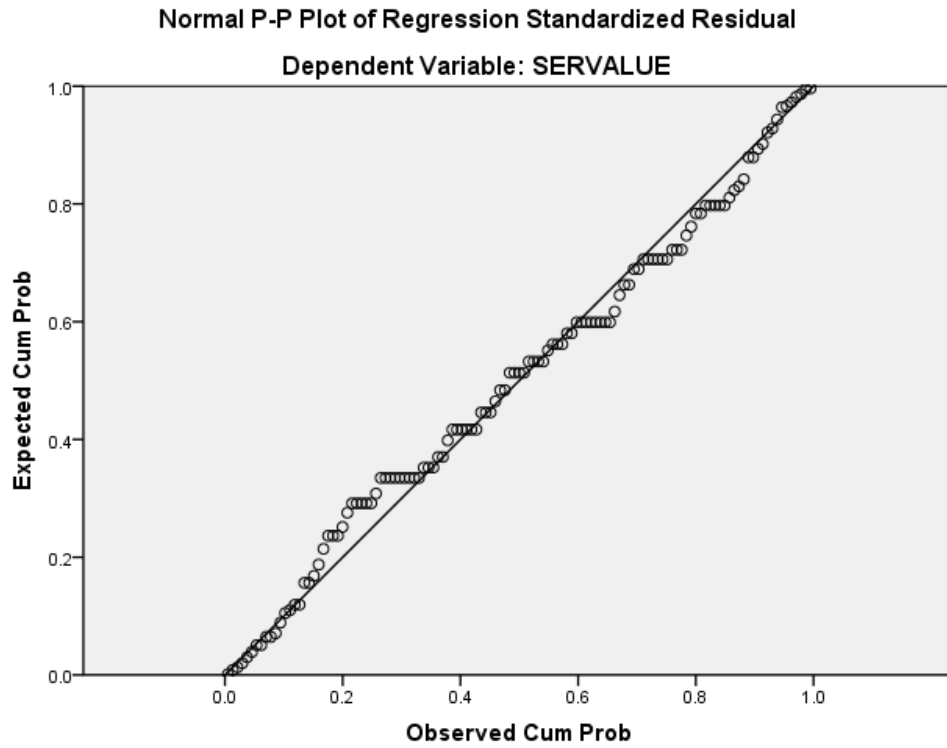
SMM and Service Value



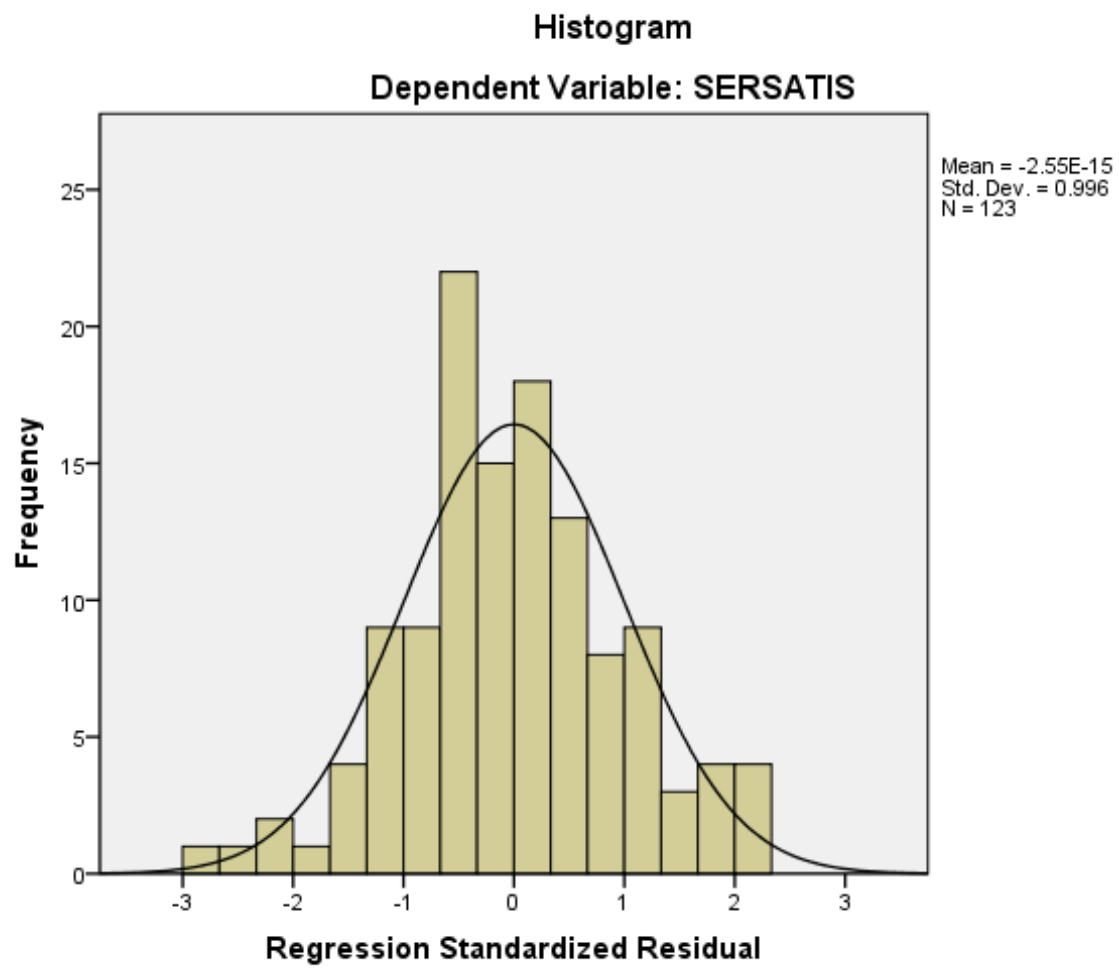


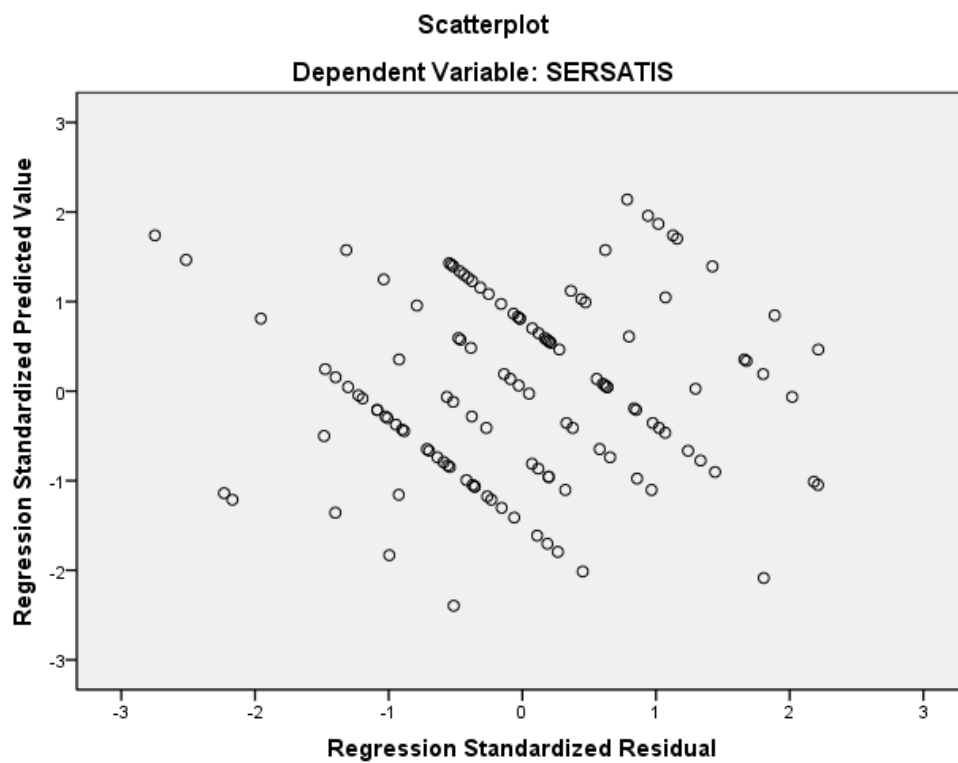
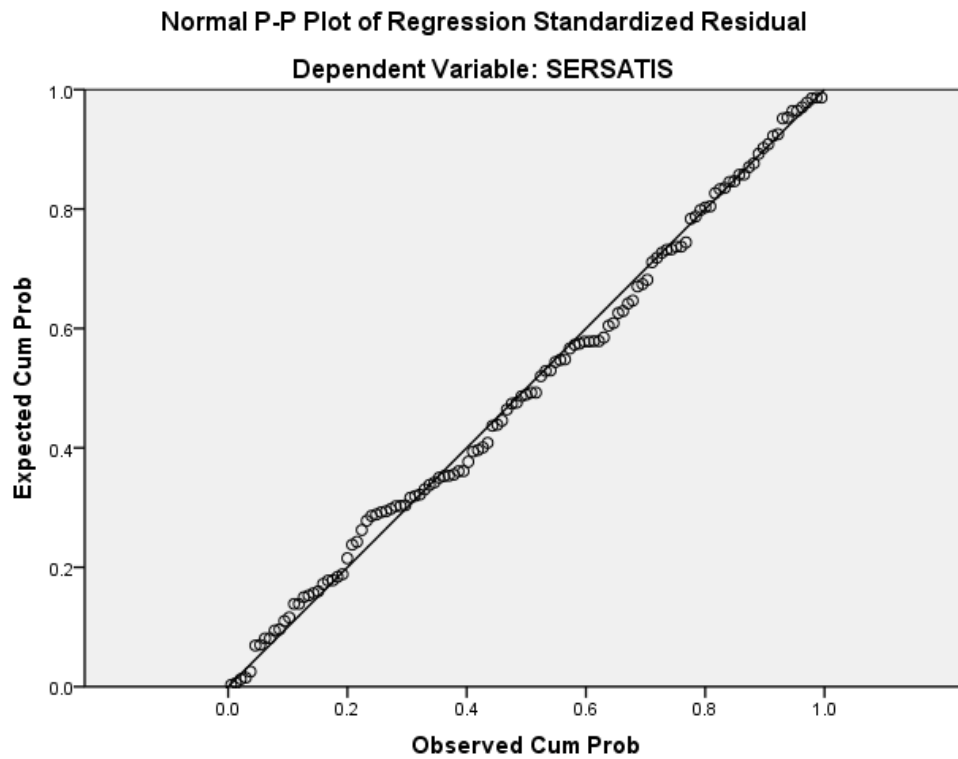
SQ and Service Value



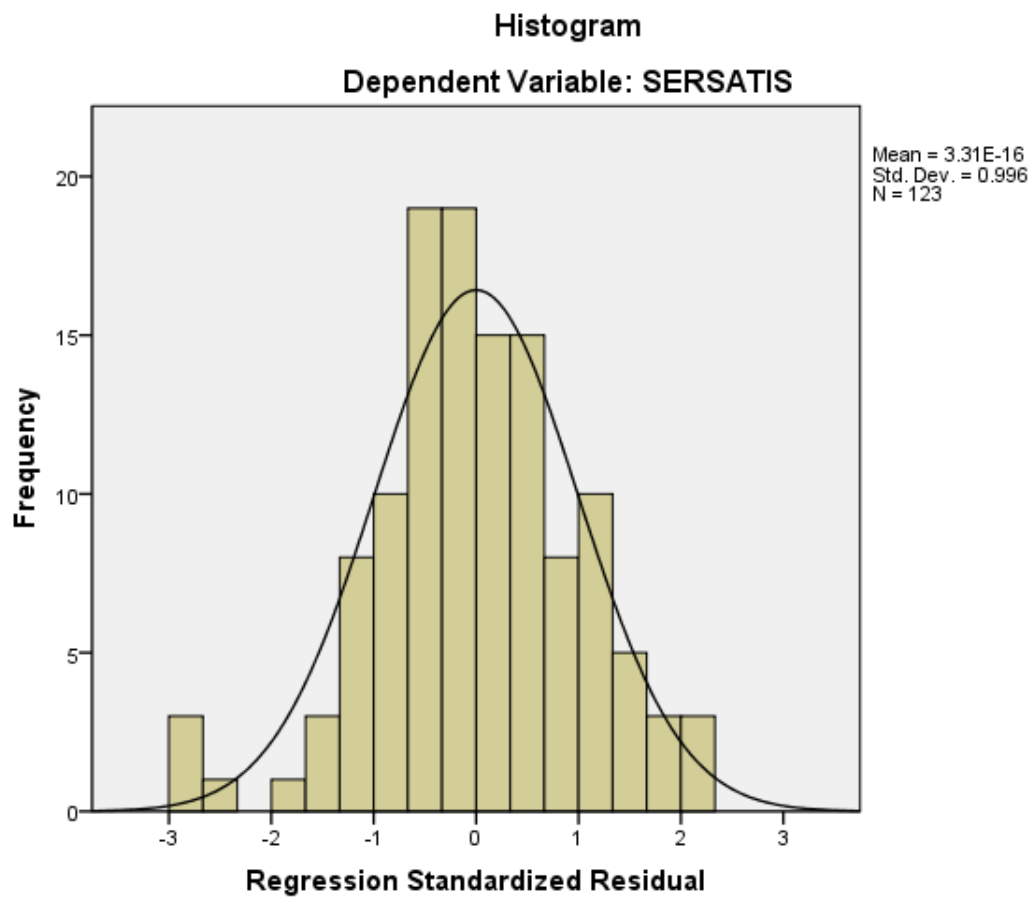


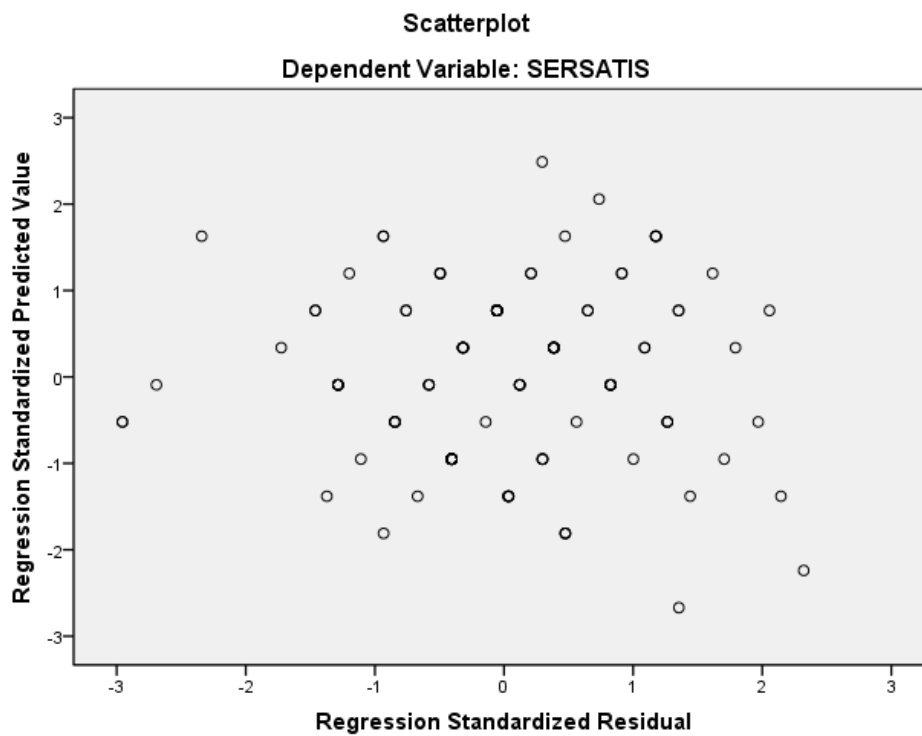
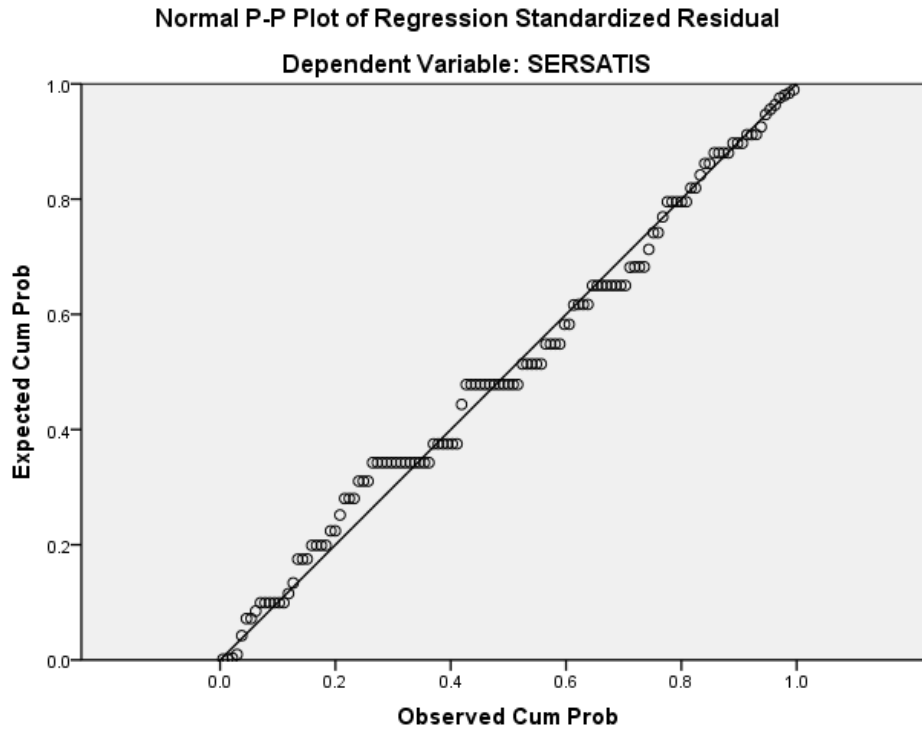
SMM and Service Satisfaction





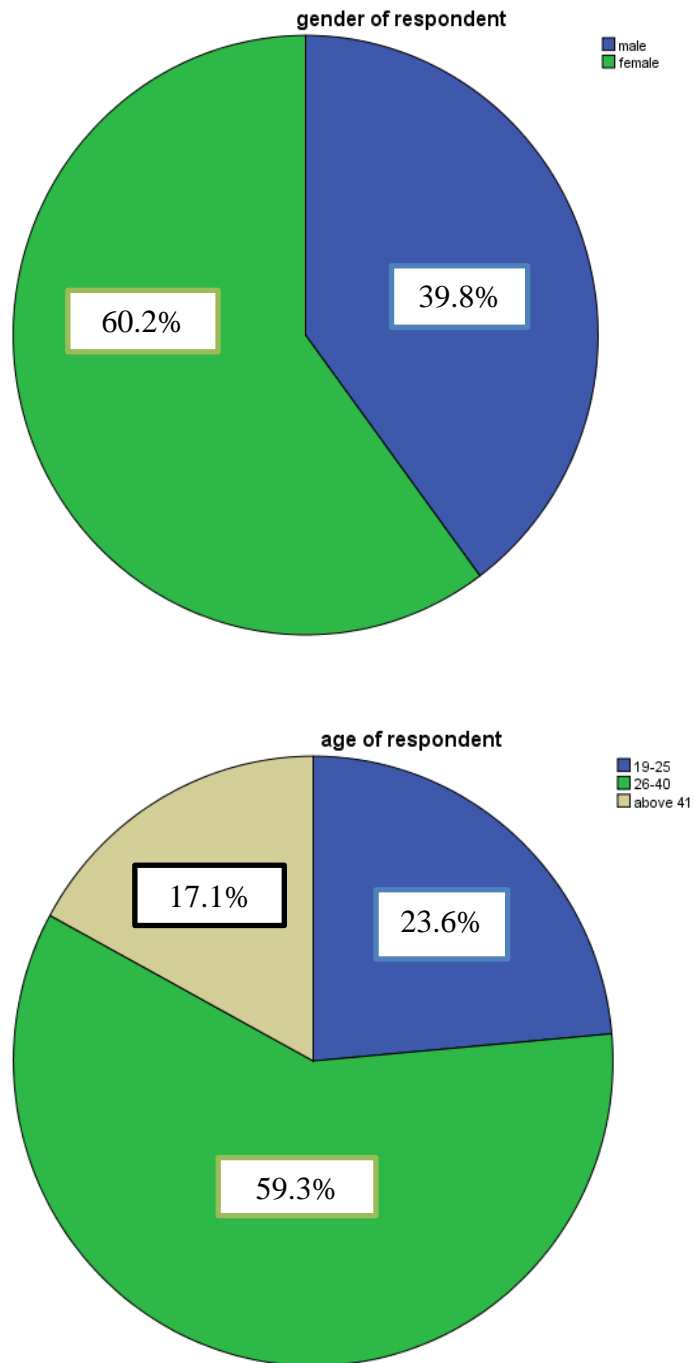
SQ and Service Satisfaction

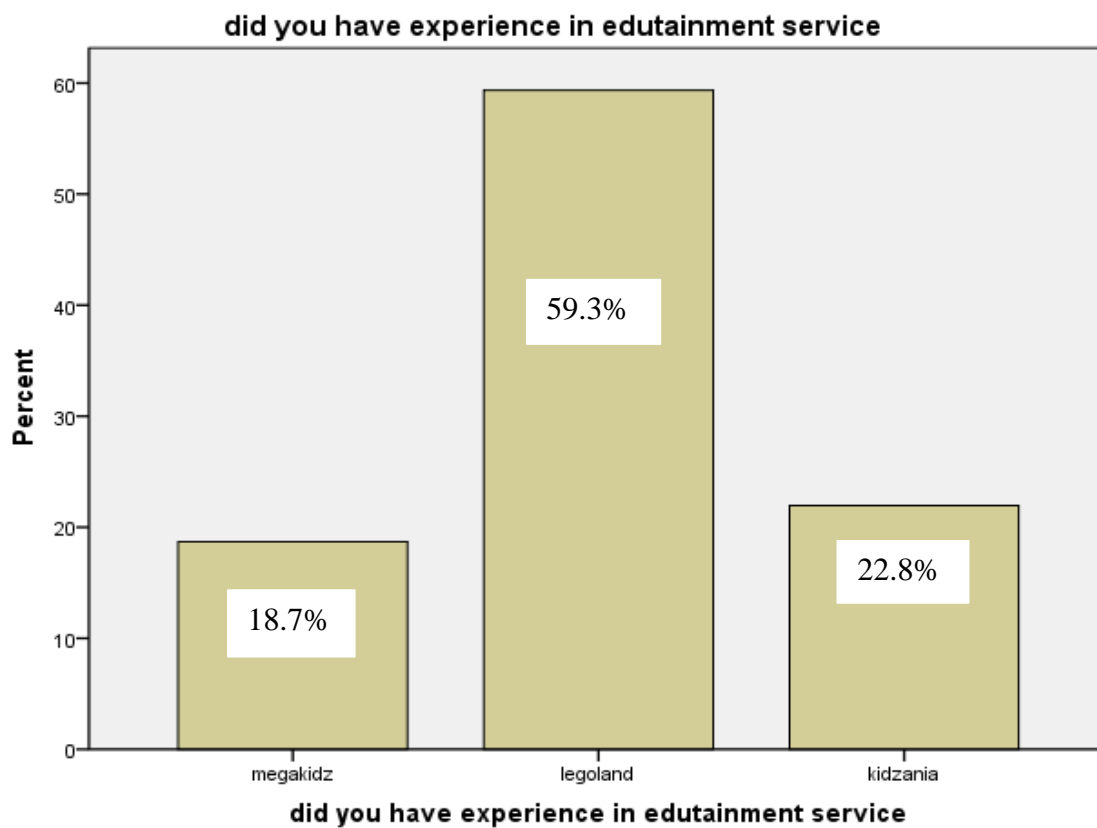
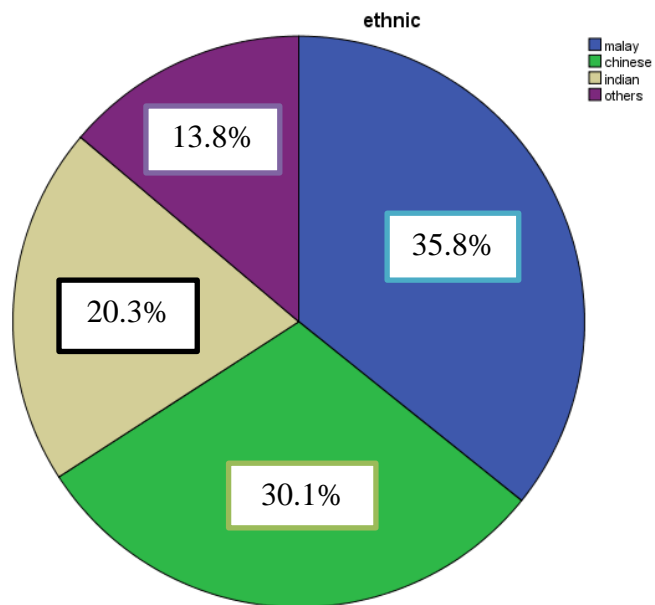


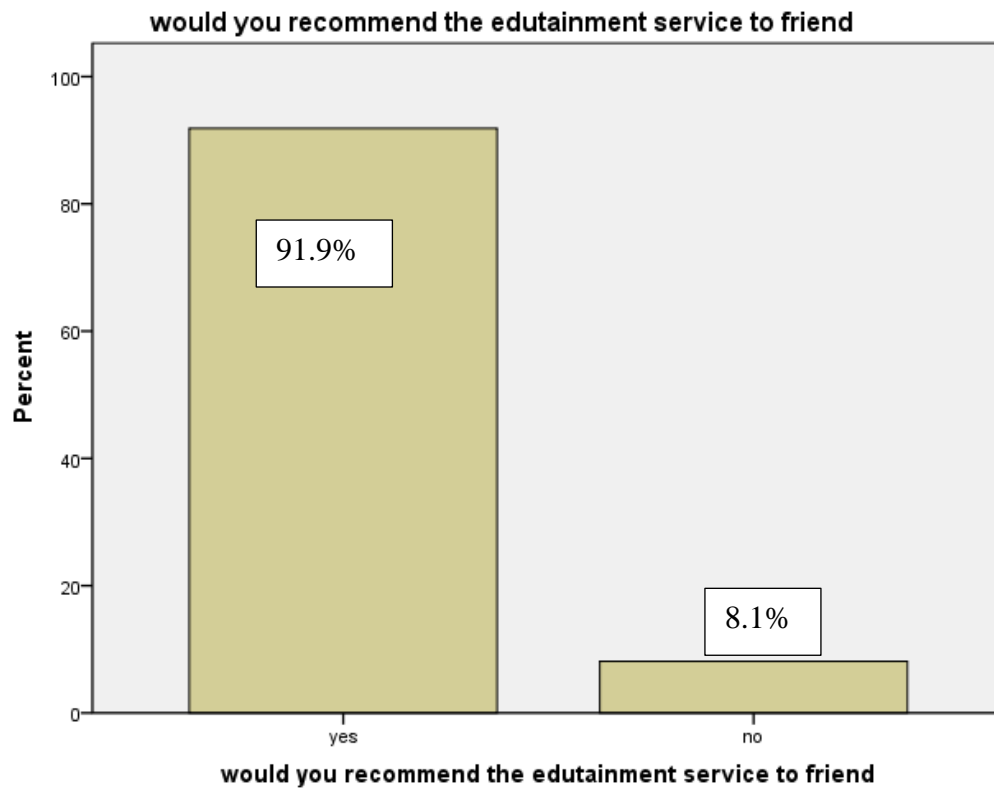
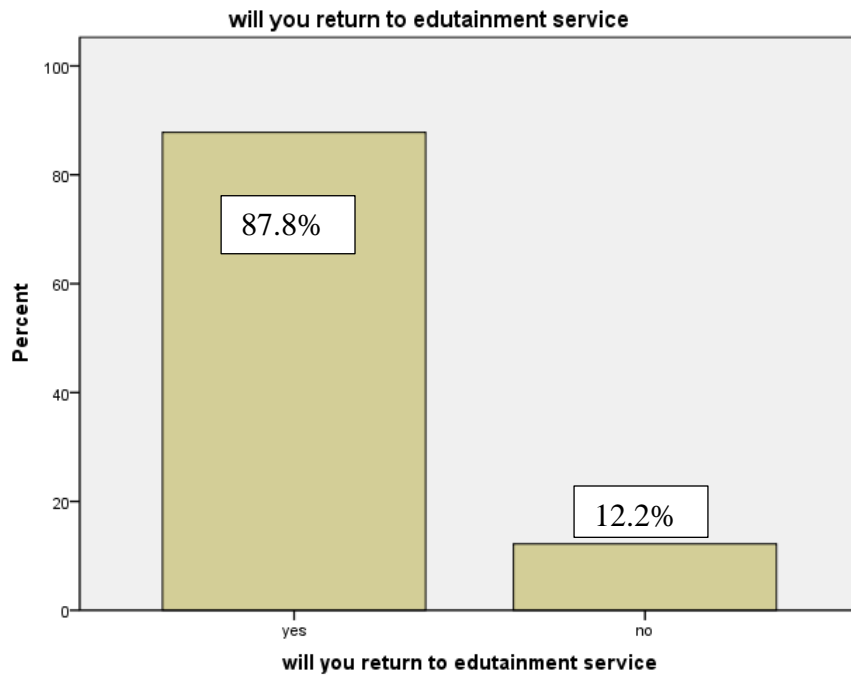


Appendix C

Descriptive Charts for Customers' Demographic Profile and Customers' Perceptive







APPENDIX D

Table 2.1 Empirical research in Service Marketing Mix and Satisfaction

Author (s) / (years)	Variables of study	Research Design and Data Collection	Industry / Country	Objectives	Data Analysis	Findings
Mahmud et al. (2013)	-Service quality (SQ) -Price -Satisfaction -Loyalty	-Quantitative -Survey method -Final sample: 310 -used stratified random sampling	-Flight service industry (Jakarta-Makassar).	-To test and analyze the effect of service quality and prices toward customer's satisfaction and loyalty.	-Analysis of Moment Structure (AMOS) 7.0, -structural equation modeling (SEM)	-SQ has a positive and insignificant relationship on satisfaction. -Price has a negative and insignificant relationship with satisfaction. -SQ has a negative and insignificant relationship towards loyalty. -Price has a negative and significant effect on loyalty. -Satisfaction has a positive impact on loyalty.
Ahmad et al. (2013)	-Marketing strategy (health service, pricing, distribution, promotion, physical evidence, process, and personal strategies) -Patient satisfaction	-Quantitative method. -questionnaire -Final sample: 190 -Used purposive sampling strategy	-Private sector hospital in Jeddah in Saudi Arabia	-To define components of marketing mix of private sector hospital in Jeddah -To determine elements impact on hospital performance by measuring patient satisfaction -To determine effects of marketing mix on hospital performance by measuring satisfaction.	-Descriptive analysis -Correlation analysis -Multiple regression	-Health service, promotion, physical evidence, process, and personal strategies are significant on patient satisfaction. -Pricing and distribution have insignificant relationship on patient satisfaction.

Tale 2.2 Empirical Research in Quality, Value, and Satisfaction

Author (s) / (years)	Variables of study	Research Design	Industry / Country	Objectives	Data Analysis	Findings
Chen & Chen (2010)	-Experience quality -Perceived value -Satisfaction -Behavioral intensions	-Quantitative -Final sample: 447 -Self-administrated questionnaire survey	Heritage tourism in Tainan, Taiwan	-To examines the visitors' experience of heritage tourism and investigates the relationships between experience quality, perceived value, satisfaction, and behavioral intensions.	-Used SEM -Exploratory factor analysis -Confirmatory factor analysis (CFA)	-Experience quality has a positive effect on perceived value. -Perceived value and satisfaction have significant direct positive effect on behavioral intentions. -Experience quality has insignificant effect on behavioral intensions. -Quality experience impact on behavioral intensions when mediated by perceived value and satisfaction.
Malik (2012)	-Customer satisfaction - Service quality -Perceived value	-Quantitative -Final sample: 300 -Used convenience sampling technique	Service sector (banking, transport, courier, and telecommuni cation) in Pakistan	-To examine the -perceived service quality by using SERQUAL and the role of perceived value as mediating in the study.	-Descriptive and inferential statistical techniques -Stepwise regression analysis	-Perceived value has a strong relationship with satisfaction Perceived value do play role as partial mediating between perceived service quality and satisfaction.

Author (s) / (years)	Variables of study	Research Design	Industry / Country	Objectives	Data Analysis	Findings
Lee et al. (2008)	-Service quality -Service value -Customer satisfaction	-Quantitative - Survey questionnaire for two months -Total 135 hotel s agreed to participate in the study. -75 respondents from the five-star hotels -120 from the four- star hotels -200 from the three- star hotels.	Hotel services	-To examine the degree of the disconfirmation between expected and perceived performance of hotel service quality (five dimensions) and the effects of expectation disconfirmation on customer satisfaction. -To investigate the mediating role of service value between service quality and customer satisfaction.	-ANOVA -Paired t-test	-There are differences in the degree of customer satisfaction between positive disconfirmation and negative disconfirmation. -Service value has significant relationship with customer satisfaction. -Proposed that service value is mediate between service quality and customer satisfaction.
Eggert and Ulaga (2002)	-Customer perceived value -Customer satisfaction -Repurchase intention -Search for alternatives -Word-of- mouth	-Cross sectional -Telephone survey with purchasing managers in Germany. -Final sample: 301 out of 342.	Purchasing managers in Germany	-To investigate whether customer value and satisfaction represent two theoretically and empirically distinct concepts. -To examine value is a better predictor for behavioral outcomes than satisfaction in a business marketing context.	-Exploratory and confirmatory factor analysis -Statistical package AMOS 3.6.	-Customer perceived value and customer satisfaction can be conceptualized and measured as two distinct but complementary constructs. -Value and satisfaction has a strong interactions.

Author (s) / (years)	Variables of study	Research Design and Data Collection	Industry / Country	Objectives	Data Analysis	Findings
Al-Muala & Al-Qurneh (2012)	-Marketing mix (product, price, promotion, physical evidence, place, personnel, and process) -Satisfaction -Loyalty	-Quantitative -Non probability purposive sampling -Final sample: 690	-Tourism industry in Jordan (AlHemmah, Dead sea, Ma'in, and Afra)	-To explore the relationship between marketing mix, satisfaction, and loyalty in curative tourism industry in Jordan.	-SPSS, exploratory factor analysis (EFA)	-Product and place have significant on loyalty -Price, personnel and process has insignificant relationship on loyalty -Product, place, price, personnel, and process has significant impact on satisfaction -Satisfaction has mediate role between marketing mix and loyalty.
Consuegra et al. (2007)	-Customer satisfaction -Loyalty -Price acceptance -Price fairness	-Quantitative. -Questionnaires through personal interviews -Final sample: 200 -Convenience sampling method	-Airline sector	-To investigate the effects of customer satisfaction through loyalty on price acceptance.	-Structural equation model	-Price fairness influence on satisfaction and loyalty. -Concluded that satisfaction and loyalty are important antecedents for price acceptance.