

The copyright © of this thesis belongs to its rightful author and/or other copyright owner. Copies can be accessed and downloaded for non-commercial or learning purposes without any charge and permission. The thesis cannot be reproduced or quoted as a whole without the permission from its rightful owner. No alteration or changes in format is allowed without permission from its rightful owner.



**THE EFFECTS OF POLITICAL SOCIALIZATION AGENTS ON  
PAKISTANI YOUTHS POLITICAL PARTICIPATION**



**SUMERA MEMON**

**UUM**  
**Universiti Utara Malaysia**

**DOCTOR OF PHILOSOPHY  
UNIVERSITI UTARA MALAYSIA  
2018**



Awang Had Salleh  
Graduate School  
of Arts And Sciences

Universiti Utara Malaysia

**PERAKUAN KERJA TESIS / DISERTASI**  
(Certification of thesis / dissertation)

Kami, yang bertandatangan, memperakukan bahawa  
(We, the undersigned, certify that)

**SUMERA MEMON**

calon untuk Ijazah  
(candidate for the degree of)

**PhD**

telah mengemukakan tesis / disertasi yang bertajuk:  
(has presented his/her thesis / dissertation of the following title):

**"THE EFFECTS OF POLITICAL SOCIALIZATION AGENTS ON PAKISTANI YOUTHS POLITICAL PARTICIPATION"**

seperti yang tercatat di muka surat tajuk dan kulit tesis / disertasi.  
(as it appears on the title page and front cover of the thesis / dissertation).

Bahawa tesis/disertasi tersebut boleh diterima dari segi bentuk serta kandungan dan meliputi bidang ilmu dengan memuaskan, sebagaimana yang ditunjukkan oleh calon dalam ujian lisan yang diadakan pada : **06 June 2018.**

*That the said thesis/dissertation is acceptable in form and content and displays a satisfactory knowledge of the field of study as demonstrated by the candidate through an oral examination held on: June 05, 2018.*

Pengerusi Viva:  
(Chairman for VIVA)

**Assoc. Prof. Dr. Rosli Mohammed**

Tandatangan  
(Signature)

Pemeriksa Luar:  
(External Examiner)

**Assoc. Prof. Dr. Ali Salman**

Tandatangan  
(Signature)

Pemeriksa Dalam:  
(Internal Examiner)

**Dr. Awan Ismail**

Tandatangan  
(Signature)

Nama Penyelia/Penyelia-penyelia:  
(Name of Supervisor/Supervisors)

**Dr. Mohd Sobhi Ishak**

Tandatangan  
(Signature)

Nama Penyelia/Penyelia-penyelia:  
(Name of Supervisor/Supervisors)

**Assoc. Prof. Dr. Norsiah Abdul Hamid**

Tandatangan  
(Signature)


Tarikh:

(Date) **June 05, 2018**

## **Permission to Use**

In presenting this thesis in fulfilment of the requirements for a postgraduate degree from Universiti Utara Malaysia, I agree that the Universiti Library may make it freely available for inspection. I further agree that permission for the copying of this thesis in any manner, in whole or in part, for scholarly purpose may be granted by my supervisor(s) or, in their absence, by the Dean of Awang Had Salleh Graduate School of Arts and Sciences. It is understood that any copying or publication or use of this thesis or parts thereof for financial gain shall not be allowed without my written permission. It is also understood that due recognition shall be given to me and to Universiti Utara Malaysia for any scholarly use which may be made of any material from my thesis.

Requests for permission to copy or to make other use of materials in this thesis, in whole or in part, should be addressed to:



Dean of Awang Had Salleh Graduate School of Arts and Sciences  
UUM College of Arts and Sciences  
Universiti Utara Malaysia  
06010 UUM Sintok

## Abstrak

Penyertaan politik telah mendapat perhatian penyelidikan akademik dan bukan akademik. Kajian terdahulu menunjukkan terdapat beberapa agen sosialisasi yang bertanggungjawab terhadap penyertaan politik yang rendah dalam kalangan belia. Selain itu, kajian-kajian lain juga mencadangkan beberapa faktor seperti penggunaan media bermaklumat, komunikasi interpersonal dan pengetahuan politik sebagai penentu penyertaan politik. Walau bagaimanapun, kajian terdahulu tidak menegaskan mengenai hubungan antara agen sosialisasi, pengetahuan politik dari segi pengetahuan politik faktual, dan pemboleh ubah lain berkaitan komunikasi dalam meningkatkan penyertaan politik. Didorong oleh Teori Pembelajaran Terhad (SLT) dan Model Pengantaraan Komunikasi (CMM), kajian ini meneliti kesan agen sosialisasi politik ke atas media dan penyertaan politik belia Pakistan. Kajian ini juga menyelidik kesan pengantara Interpersonal Communication (IC) dan Pengetahuan Politik (PK). Dengan menggunakan kaedah kuantitatif, hipotesis yang dibangunkan dalam kajian ini telah diuji dengan data yang dikumpul melalui kaji selidik keratan rentas seramai 228 orang pelajar universiti di Pakistan. Data yang dikumpul melalui soal selidik sendiri dianalisis menggunakan Permodelan Persamaan Struktur (SEM). Dapatan kajian menunjukkan Persekitaran Komunikasi Keluarga (FCE), Aktiviti Kelas (CA), dan Norma Rakan Sebaya (PN) sangat mempengaruhi Penggunaan Media Bermaklumat (IMU) dan Penyertaan Politik (PP). Selain itu, IMU mempunyai pengaruh yang signifikan terhadap PK melalui IC. Begitu juga IMU mempengaruhi PP melalui IC. Di samping itu, PK tidak memberi kesan langsung dan tidak langsung kepada PP. Kajian ini secara teoritikal menyumbang dengan cara mengetengahkan kepentingan penggunaan media bermaklumat dan komunikasi interpersonal untuk meningkatkan penyertaan politik dalam kalangan belia. Secara praktikal, kajian ini menyumbang dengan memberikan pandangan kepada pemegang taruh kerajaan dan bukan kerajaan untuk melabur lebih banyak dalam ejen sosialisasi politik. Pihak pemegang taruh politik juga seharusnya menggunakan media dan komunikasi interpersonal secara bermakna untuk menyebarkan maklumat politik bagi meningkatkan penyertaan politik belia di Pakistan.

**Kata kunci:** Sosialisasi politik, Penyertaan politik, Model pengantaraan komunikasi, Teori pembelajaran bersituasi, Penggunaan media bermaklumat

## Abstract

Political participation has been in the forefront of academic and non-academic research. Previous studies have shown that there are a number of socialization agents which are responsible for the low political participation among youths. Besides, few studies have also suggested factors, such as, informational media use, interpersonal communication and political knowledge, as the determinants of political participation. However, previous studies have not been emphatic on the connection between socialization agents, political knowledge in terms of factual political knowledge and other communication-related variables in enhancing political participation. Driven by the Situated Learning Theory (SLT) and the Communication Mediation Model (CMM), this study examines the effects of political socialization agents on media and political participation of Pakistani youth. This study also examines the mediating effects of Interpersonal Communication (IC) and Political Knowledge (PK). Using a quantitative method, the hypotheses developed in this study were tested with the data collected through a cross-sectional survey of 228 university students in Pakistan. The data collected using a self-administered questionnaire was analyzed using the Structural Equation Method (SEM). The findings reveal that Family Communicative Environment (FCE), Classroom Activities (CA) and Peer Norms (PN) significantly influence Informational Media Use (IMU) and Political Participation (PP). In addition, IMU significantly influences PK through IC. Similarly, IMU significantly influences PP through IC. Additionally, PK has no significant direct and indirect effects on PP. This study theoretically contributes by highlighting the importance of IMU and IC to increase PP among youths. Practically, this study contributes by providing insights for governmental and non-governmental stakeholders to invest more in political socialization agents. Also, political stakeholders must use the media and IC means efficiently for disseminating political information to increase PP of youth in Pakistan.

**Keywords:** Political socialization, Political participation, Communication Mediation Model, Situated Learning Theory, Informational media use.

## Acknowledgement

My foremost gratitude goes to Allah (SWT) for His protection throughout this journey and making this task possible. He has provided me the faith that made to abiding confidence in him. Also, I am thankful to the Prophet Muhammad (SAW) for being an exemplary, inspiration and guide in my life. May almighty Allah (S.W.T) blessings be upon on him, who is the leader of all spiritual teachers in existence.

I also express my thanks to my supervisors Dr. Mohd Sobhi bin Ishak and Dr. Norsiah binti Abdul Hamid for their immense input into this work through guidance, constructive criticism and excellent supervision. In many regards, I am truly privileged to have had met and worked with Dr. Mohd Sobhi, his encouragement and great methodologically and statistically skills were an inspiration for me to put in my best which contributed immensely to my academic progress. I am also grateful to Dr Norsiah for her motivation and soft but strict academic guidance. Her humility and motherly attitude and behaviours throughout this journey cannot be forgotten.

My thanks also goes Dr. Awan binti Ismail, Prof. Dr. Che Su Mustaffa, Dr. Bahtiar Mohammad, Dr. Rosli Mohammed, Dr. Norizah Aripin, and other staff of SMMTC for their encouragement and guidance.

Indeed I am deeply indebted to my parents, Irshad Begum and Amanullah and to my in laws Zuhra and Faqeer Muhammad for their spiritual and emotional support through it all. None of this would have been possible without the opportunities you have presented me. Their prayers and confidence that I could attain this qualification propelled me towards this task. The immense contributions of my Shumaila, Humera, Sawera, Saira, Shoaib, Zohaib, and Waqar are deeply appreciated. They have been a great source of love and support when the pressure of work seemed overwhelming. I deeply appreciate you all.

My dear husband, Muhammad Ramzan, has also shown great love, patience and persistent encouragement during this journey. Indeed, he made it look achievable even on days when it felt difficult. I am truly fortunate to have found someone willing to

accept some of my responsibilities and give me the time needed to achieve my goals. You have made numerous sacrifices as I pursued this path to a PhD. You gave of yourself on a daily basis as my editor, research methods advisor, mentor and friend. I was only able to pursue and complete this dream of a doctorate because of you and confidently I can say “behind a successful woman, there is a good man” Alhamdulillah.

Much love and gratitude to my son Abdul Rahman, who was blessed me during my doctoral journey. Not a day goes by that I don’t appreciate the blessing that you are in my life Alhamdulillah. Thank you for your love, patience and support in the long hours while I was on the road or tucked away writing in a room in our house or in SMMTC postgraduate workstation. Mama can play with you all day long now!

Many thanks also go to my SMMTC friends Dr. Rashaq, Dr. Raji and Dr. Aishat for their continues emotional and educational support. My appreciation also goes to brothers and sisters Aisha, Nafisa, Dr. Napat, Dr. Oba, Dr. Abbas, Dr. Ulka and Dr. Malik, my friends like sisters Mukmin, Norizah and Hidayah for their varying support. Also gratitude to your respondents and all other people who have helped and assisted me directly or indirectly in making this journey meaningful.



## Table of Contents

Permission to Use .....	i
Abstrak.....	ii
Abstract.....	iii
Acknowledgement .....	iv
Table of Contents.....	vi
List of Tables .....	xi
List of Figures .....	xii
List of Appendices .....	xiii
List of Abbreviations .....	xiv
<b>CHAPTER ONE INTRODUCTION .....</b>	<b>1</b>
1.1 Background of the Study.....	1
1.2 Problem Statement .....	3
1.3 Research Questions .....	9
1.4 Research Objectives .....	10
1.5 Scope of the Study .....	11
1.6 Significance of the Research.....	12
1.7 Conceptual and Operational Definitions.....	14
1.7.1 Political Socialization .....	14
1.7.2 Family Communicative Environment.....	14
1.7.3 Classroom Activities .....	15
1.7.4 Peer Norms.....	15
1.7.5 Informational Media Use .....	16
1.7.6 Interpersonal Communication.....	16
1.7.7 Political Knowledge.....	17
1.7.8 Political Participation.....	17
1.7.9 Youth.....	18
1.8 Chapter Summary.....	18
<b>CHAPTER TWO LITERATURE REVIEW .....</b>	<b>20</b>
2.1 Introduction.....	20
2.2 Political Participation.....	20
2.3 The Concept of Political Socialization.....	22
2.4 Family and Political Participation.....	26

2.5 Family Communication Environment and Informational Media Use.....	28
2.6 School and Political Participation .....	30
2.7 School and Informational Media Use .....	32
2.8 Peer Group and Political Participation.....	33
2.9 Peer Group and Informational Media Use .....	35
2.10 Media Use and Political Participation.....	37
2.11 Media Use and Interpersonal Communication.....	40
2.12 Media Use and Political Knowledge.....	42
2.13 Interpersonal Communication and Political Participation .....	43
2.14 Interpersonal Communication and Political Knowledge .....	46
2.15 Political Knowledge and Political Participation .....	47
2.16 Theoretical Framework .....	49
2.16.1 Situated Learning Theory (SLT).....	49
2.16.2 Communication Mediation Model (CMM).....	53
2.17 Conceptual Framework .....	55
2.18 Hypothesis Development .....	57
2.18.1 Family Communicative Environment.....	57
2.18.2 Classroom Activities .....	60
2.18.3 Peer Norms.....	62
2.18.4 Informational Media Use .....	64
2.18.5 Television Informational Content Use.....	66
2.18.6 Newspapers Informational Content Use .....	67
2.18.7 Online Informational Content Use.....	68
2.18.8 Interpersonal Communication.....	70
2.18.9 Political Knowledge .....	72
2.19 Research Hypothesis .....	76
2.20 Summary of Literature Review and Research Gaps .....	78
2.21 Chapter Summary.....	80
<b>CHAPTER THREE METHODOLOGY .....</b>	<b>82</b>
3.1 Introduction .....	82
3.2 Research Philosophy .....	82
3.3 Research Design.....	83
3.4 Instrumentation .....	84



4.2.3 Detection and Treatment of Missing Value .....	118
4.2.4 Detection and Treatment of Outliers.....	119
4.2.5 Normality Test .....	119
4.2.6 Multicollinearity Test.....	119
4.3 Demographic Profile of Respondents .....	120
4.4 Descriptive Statistics of Research Constructs.....	121
4.4.1 Family Communicative Environment.....	121
4.4.2 Classroom Activities .....	122
4.4.3 Peer Norms.....	123
4.4.4 Informational Media Use .....	125
4.4.5 Interpersonal Communication.....	126
4.4.6 Political Knowledge.....	128
4.4.7 Political Participation.....	129
4.5 Measurement Model.....	130
4.5.1 Construct Reliability and Convergent Validity.....	130
4.6 The Structural Model .....	134
4.6.1 Testing the Mediating Effect of Interpersonal Communication and Political Knowledge.....	142
4.7 Assessment of Effect Size.....	146
4.8 Assessment of Predictive Relevance ( $Q^2$ ).....	147
4.9 Summary of Findings.....	148
4.10 Chapter Summary.....	150
<b>CHAPTER FIVE DISCUSSION AND CONCLUSION .....</b>	<b>151</b>
5.1 Introduction.....	151
5.2 Recapitulation of the Study's Findings .....	151
5.3 Discussion .....	154
5.3.1 Influence of Family Communicative Environment as an Antecedent to Informational Media Use and Political Participation .....	154
5.3.1.1 Family Communicative Environment and Informational Media Use .....	154
5.3.1.2 Family Communicative Environment and Political Participation .....	155

5.3.2 Influence of Classroom Activities as an Antecedent to Informational Media Use and Political Participation .....	156
5.3.2.1 Classroom Activities and Informational Media Use .....	157
5.3.2.2 Classroom Activities and Political Participation.....	158
5.3.3 Influence of Peer Norms as an Antecedent to Informational Media Use and Political Participation .....	159
5.3.3.1 Peer Norms and Information Media Use .....	159
5.3.3.2 Peer Norms and Political Participation.....	161
5.3.4 The Influence of Informational Media Use on Interpersonal Communication and Political Knowledge .....	163
5.3.4.1 Informational Media Use and Interpersonal Communication .....	163
5.3.4.2 Informational Media Use and Political Knowledge .....	164
5.3.5 The Direct and Indirect Influence of Interpersonal Communication.....	165
5.3.5.1 Interpersonal Communication and Political Knowledge.....	165
5.3.5.2 Interpersonal Communication and Political Participation.....	166
5.3.5.3 Mediating Effect of Interpersonal Communication In Relation To Informational Media Use and Political knowledge .....	167
5.3.5.4 Mediating Effect of Interpersonal Communication in Relation to Informational Media Use and Political Participation .....	167
5.3.6 The Direct and Indirect Influence of Political Knowledge .....	168
5.3.6.1 Political Knowledge and Political Participation.....	168
5.3.6.2 Mediating Effect of Political Knowledge in Relation to Informational Media Use and Political Participation .....	170
5.3.6.3 Mediating Effect of Political Knowledge in Relation to Interpersonal Communication and Political Participation.....	170
5.4 Implications of the Study .....	172
5.4.1 Theoretical Implication .....	172
5.4.2 Practical Implication .....	176
5.4.3 Methodological Implication.....	178
5.5 Limitations of the study .....	179
5.6 Recommendations for Future Study .....	180
5.7 Conclusion .....	181
<b>REFERENCES.....</b>	<b>183</b>

## List of Tables

Table 3.1 Summary of Scales.....	91
Table 3.2 Proportionate Stratified Random Sampling of Respondents .....	99
Table 3.3 Reliability and Validity of Construct (n=82) .....	101
Table 3.4 Discriminant validity .....	101
Table 3.5 Cut-off Values of elements for a Reflective Model .....	111
Table 3.6 Cut-off values of elements for Structural Model .....	114
Table 4. 1 Results of Independent-Samples T-test for Non-Response Bias .....	117
Table 4.2 Demographic Characteristics of the Respondents .....	120
Table 4.3 Descriptive Statistics for Family Communicative Environment (n=288) .....	122
Table 4.4 Descriptive Statistics for Classroom Activities (n=288).....	123
Table 4.5 Descriptive Statistics for Peer Norms (n=288) .....	125
Table 4.6 Descriptive Statistics for Informational Media Use (N=288).....	126
Table 4.7 Descriptive Statistics for Interpersonal Communication (n=288) .....	127
Table 4.8 Descriptive Statistics for Political Knowledge (n=288) .....	129
Table 4.9 Descriptive Statistics for Political Participation (n=288) .....	129
Table 4.10 Loadings, Composite Reliability and Average Variance Extracted .....	131
Table 4.11 Latent Constructs' Correlations and Square Roots of Average Variance Extracted (the Fornell & Larcker criterion) .....	132
Table 4.12 Cross-Loadings (Chin's criteria).....	133
Table 4.13 Structural Model .....	140
Table 4.14 Results of the Mediation Effects .....	144
Table 4.15 Variance Explained in the Endogenous Latent Variables.....	145
Table 4.16 Effect Sizes of the Latent Variables based on the Recommendation of Cohen (1988).....	146
Table 4.17 Construct Cross-Validation Redundancy .....	148
Table 4.18 Summary of Hypothesis Testing.....	148

## List of Figures

Figure 2.1. Processes of Political Socialization (adapted from the Situated Learning Theory) .....	58
Figure 2.2. Structural Paths Predicted by the Communication Mediation Model .....	65
Figure 2.3. Conceptual Framework.....	75
Figure 3.1. Output of a-Priori Power Analysis .....	97
Figure 4.1. Structural Model with Mediators (Full Model) .....	141
Figure 5.1. Validated Research Framework.....	174



## List of Appendices

Appendix A Questionnaire.....	209
Appendix B Number of Students in University of Sindh .....	218
Appendix C Number of Students in Shah Abdul Latif University Khairpur .....	219
Appendix D Normality test Results .....	227
Appendix E Multicollinearity Test Results.....	228
Appendix F Smart PLS Output of Measurement model .....	229
Appendix G PEW Research Centre Report .....	231
Appendix H Voter Turnout in General Election of Pakistan .....	232
Appendix I Total and Percentage of Missing Values.....	233



**UUM**  
Universiti Utara Malaysia



## List of Abbreviations

<b>AVE</b>	Average Variance Extracted
<b>CMM</b>	Communication Mediation Model
<b>DDB</b>	Doyle Dane Bernbach
<b>ECP</b>	Election Commission of Pakistan
<b>FAFEN</b>	Free and Fair Network
<b>HEC</b>	Higher Education Commission
<b>IC</b>	Interpersonal Communication
<b>IEA</b>	International Association for Evolution of Education Achievement
<b>IMU</b>	Informational Media Use
<b>ISTAT</b>	Italian National Institute of Statistics
<b>JUI</b>	Jamiat Ulema-e Islam
<b>MNA</b>	Member of National Assembly
<b>MPA</b>	Member of Provincial Assembly
<b>O</b>	Orientation
<b>PK</b>	Political Knowledge
<b>PML (F)</b>	Pakistan Muslim League-Functional
<b>PML (N)</b>	Pakistan Muslim League (Nawaz)
<b>PN</b>	Peer Norms
<b>PP</b>	Political Participation
<b>PPP</b>	Pakistan People's Party
<b>PS</b>	Political Socialization
<b>PTI</b>	Pakistan Tehreek-e-Insaf
<b>R</b>	Response
<b>S</b>	Stimuli
<b>SALU</b>	Shah Abdul Latif University
<b>SEM</b>	Structural Equation Modeling
<b>SL</b>	Situated Learning
<b>SLT</b>	Situated Learning Theory
<b>SPSS</b>	Statistical Packages for Social Sciences
<b>TV</b>	Television
<b>UK</b>	United Kingdom
<b>UNDP</b>	United Nations Development Program
<b>UoS</b>	University of Sindh
<b>USAID</b>	United States Agency for International Development

# **CHAPTER ONE**

## **INTRODUCTION**

### **1.1 Background of the Study**

The processes of involving youth in politics have gained much attention from scholars since Hyman (1959) first conceptualized political socialization as the, “learning of social patterns which correspond to the position of youth in the society, mediated through various agents of society” (p.18). In this study, political socialization refers to the process by which the individual’s attitudes, beliefs and values relating to the political system of which he/she is a member, are favorably shaped towards his/her role as a citizen within that system. This process, in other words, refers to the role of socialization agents, which includes family, school, friends and media (Hyman, 1959; Wass, 2005). The role played by socialization agents is therefore an important role in the political development and participation of youth (Kudrnáč, 2015; Shulman & DeAndrea, 2014).

Many previous works have dealt with the family, especially parents, as the primary and the most influential agent of political socialization. Parents are believed to pass on their political ideology or party identification to their offspring, and thus the strong correlation found in numerous empirical studies between parents’ and offspring’s votes and trust as well as civic and political participation (Ekström & Östman, 2013; Quintelier, 2011; Ventura, 2001).

In addition, the school, as a place for open political discussions in the classrooms, has been established as the second most crucial socialization agent. Therefore, many previous studies have convincingly established a significant effect of school on

The contents of  
the thesis is for  
internal user  
only

## REFERENCES

- Adeel-Ur-Rehman, M. R., Ahmed, A., Zafar, N., & Shahzad, A. (2013). Media as a source of empowering youth regarding politics in Pakistan. *Universal Journal of Management and Social Sciences*, (3) 40-48. Retrieved from [http://www.cprenet.com/uploads/archive/UJMSS\\_12-1299.pdf](http://www.cprenet.com/uploads/archive/UJMSS_12-1299.pdf).
- Adler, P. A., & Adler, P. (1995). Dynamics of inclusion and exclusion in preadolescent cliques. *Social Psychology*. Retrieved from <http://www.jstor.org/stable/2787039>
- African Union Commission (2006). *African Youth Charter*. Retrieved December 09, 2015 from [http://www.un.org/en/africa/osaa/pdf/au/african\\_youth\\_charter\\_2006.pdf](http://www.un.org/en/africa/osaa/pdf/au/african_youth_charter_2006.pdf)
- Afthanorhan, W.M.A.B.W (2013). A comparison of Partial Least Square Structural Equation Modelling (PLS-SEM) and Covariance based Structural Equation Modelling (CB-SEM) for confirmatory factor analysis. *International Journal of Engineering Science and Innovative Technology*, 2(5), 198-205
- Ahmed, M. A., Lodhi, S. A., Shahzad, M. N., & Ahmad, Z. (2012). Political Brand: role of social agents as a promotional tool for the development of political interest. *Kuwait Chapter of the Arabian Journal of Business and Management Review*, 2(2), 42.
- Amnå, E., Ekström, M., Kerr, M., & Stattin, H. (2009). Political socialization and human agency: The development of civic engagement from adolescence to adulthood. *Statsvetenskaplig tidskrift*, 111(1).
- Andersson, E. (2015). Situational political socialization: a normative approach to young people's adoption and acquisition of political preferences and skills. *Journal of Youth Studies*, 1-17. DOI: 10.1080/13676261.2015.1020926
- Andolina, M. W., Jenkins, K., Zukin, C., & Keeter, S. (2003). Habits from home, lessons from school: Influences on youth civic engagement. *PS: Political Science & Politics*, 36(2), 275-280. <https://doi.org/10.1017/S104909650300221X>
- Anjum, Z., & Michele, M. (2014). Transnational Television and Pakistani Diaspora in Canada: "Uses and Gratification" Approach. *International Journal of Research*, 1(6), 811-833.
- Armstrong, J. S., & Overton, T. S. (1977). Estimating Nonresponse Bias in Mail Surveys. *Journal of Marketing Research* 14, 396-402.

- Atkin, C. K. (1972). Anticipated communication and mass media information-seeking. *Public Opinion Quarterly*, 36(2), 188-199. Retrieved from <http://www.jstor.org/stable/2747788>
- Aurangzeb, B., Keyzers, L. (2008). Youth in governance: Exploring dynamics of youth participation in Pakistan. *Institute of Social Studies*.
- Austin, E. W. (1993). Exploring the effects of active parental mediation of television content. *Journal of Broadcasting & Electronic Media*, 37(2), 147-158, DOI: 10.1080/08838159309364212
- Austin, E. W., & Nelson, C. L. (1993). Influences of ethnicity, family communication, and media on adolescents' socialization to US politics. *Journal of Broadcasting & Electronic Media*, 37(4), 419-435. <http://dx.doi.org/10.1080/08838159309364233>
- Azeez, F., Ashraf, C. A., Juni, M. S., Haider, I., Ali, M. M., & Kareem, J. (2014). Biradism As Stronger Determinant Of Voting Behavior; Exploring The Voting Behavior Of People Towards Different Political Parties During Election 2013 In District Layyah. *International Journal of Innovation and Applied Studies*, 9(4), 1773.
- Baek, Y. M., Wojcieszak, M., & Carpini, M. X. D. (2012). Online versus face-to-face deliberation: Who? Why? What? With what effects?. *New media & society*, 14(3), 363-383, DOI: 10.1177/1461444811413191
- Bakker, T. P., & De Vreese, C. H. (2011). Good news for the future? Young people, Internet use, and political participation. *Communication research*, 38(4), 451-470. <https://doi.org/10.1177/0093650210381738>
- Banwart, M. C. (2007). Gender and young voters in 2004 the influence of perceived knowledge and interest. *American Behavioral Scientist*, 50(9), 1152-1168. DOI: 10.1177/0002764207299362
- Baron, R. M., & Kenny, D. A. (1986). The moderator–mediator variable distinction in social psychological research: Conceptual, strategic, and statistical considerations. *Journal of personality and social psychology*, 51(6), 1173. DOI: [org/10.1037/0022-3514.51.6.1173](https://doi.org/10.1037/0022-3514.51.6.1173)
- Bell, S., & Lewis, J. P. (2015). A Survey of Civic Engagement Education in Introductory Canadian Politics Courses. *The Canadian Journal for the Scholarship of Teaching and Learning*, 6(1), 2. DOI.org/10.5206/cjsotl-rcacea.2015.1.2

- Bennett, S. E., Flickinger, R. S., & Rhine, S. L. (2000). Political talk over here, over there, over time. *British Journal of Political Science*, 30(1), 99-119. DOI: <http://www.jstor.org/stable/194115>
- Bennett, W. L., Wells, C., & Rank, A. (2009). Young citizens and civic learning: two paradigms of citizenship in the digital age. *Citizenship Studies*, 13(2), 105-120. DOI: 10.1080/13621020902731116.
- Bidwell, K., Glennerster, R., & Parry, K. (2015). DEBATES The Impact of Voter Knowledge Initiatives in Sierra Leone.
- Birner, R., Qureshi, S. K., Akramov, K., & Khan, B. H. (2005). Voice and Votes—Does Political Decentralization Work the Poor and for Women. *Empirical Evidence from*, 1345-60.
- Block, J. H., Haan, N., & Smith, M. B. (1969). Socialization Correlates of Student Activism<sup>1</sup>. *Journal of Social Issues*, 25(4), 143-177. DOI: 10.1111/j.1540-4560.1969.tb00623.x
- Brody, G. H., Conger, R., Gibbons, F. X., Ge, X., McBride Murry, V., Gerrard, M., & Simons, R. L. (2001). The influence of neighborhood disadvantage, collective socialization, and parenting on African American children's affiliation with deviant peers. *Child development*, 72(4), 1231-1246.
- Brown, J. S., Collins, A., & Duguid, P. (1989). Situated cognition and the culture of learning. *Educational researcher*, 18(1), 32-42.
- Campbell, D. E. (2002). The young and the realigning: A test of the socialization theory of realignment. *Public Opinion Quarterly*, 66(2), 209-234.
- Campbell, D. E. (2008). Voice in the classroom: How an open classroom climate fosters political engagement among adolescents. *Political Behavior*, 30(4), 437-454.
- Campos, C., Hargreaves Heap, S., & de Leon, F. L. (2017). The political influence of peer groups: experimental evidence in the classroom. *Oxford Economic Papers*.
- Campos, C., Heap, S. H., & de Leon, F. L. (2013). The Political Influence of Peer Groups: Experimental Evidence in the Classroom (No. 053). *School of Economics, University of East Anglia, Norwich, UK*. <https://doi.org/10.1093/oep/gpw065>
- Carpini, M. X. D., & Keeter, S. (1993). Measuring political knowledge: Putting first things first. *American Journal of Political Science*, 1179-1206.

- Catalano, R. F., & Hawkins, J. D. (1996). A theory of antisocial behavior. *Delinquency and crime: Current theories*, 149.
- Chaffee, S. H., McLeod, J. M., & Wackman, D. B. (1973). Family communication patterns and adolescent political participation. *Socialization to politics: A reader*, 349-364.
- Chan, M., Chen, H. T., & Lee, F. L. (2017). Examining the roles of mobile and social media in political participation: A cross-national analysis of three Asian societies using a communication mediation approach. *New Media & Society*, 19(12), 2003-2021. DOI: 10.1177/1461444816653190
- Chen, Z., & Chan, M. (2017). Social media use and impact on political participation: A cognitive and communication mediation approach. *Cyberpsychology, Behavior, and Social Networking*. DOI: 10.1089/cyber.2016.0174
- Chernick, M. R. (2008). Bootstrap methods. A guide for practitioners and researchers (2nd ed.). Hoboken, New Jersey: John Wiley & Sons, Inc.
- Chin, W. W. (1998). The partial least squares approach to structural equation modeling. *Modern methods for business research*, 295(2), 295-336.
- Cho, J. (2005). Media, interpersonal discussion, and electoral choice. *Communication Research*, 32(3), 295-322. DOI: 10.1177/0093650205275382
- Cho, J., Shah, D. V., McLeod, J. M., McLeod, D. M., Scholl, R. M., & Gotlieb, M. R. (2009). Campaigns, Reflection, and Deliberation: Advancing an O-S-R-O-R Model of Communication Effects. *Communication Theory*, 19(1), 66-88. DOI:10.1111/j.1468-2885.2008.01333.x.
- Cicognani, E., Zani, B., Fournier, B., Gavray, C., & Born, M. (2012). Gender differences in youths' political engagement and participation. The role of parents and of adolescents' social and civic participation, *Journal of Adolescence*, DOI:10.1016/j.adolescence.2011.10.002.
- Claes, E., Hooghe, M., & Stolle, D. (2009). The political socialization of adolescents in Canada: Differential effects of civic education on visible minorities. *Canadian Journal of Political Science*, 42(03), 613-636. DOI:10.1017/S0008423909990400.
- Cohen, J. (1988). Statistical power analysis for the behavioural sciences. Hillsdale, New Jersey: Lawrence Erlbaum Associates.
- Coleman, S. (2008). Doing IT for themselves: Management versus autonomy in youth e-citizenship. *Civic life online: Learning how digital media can engage youth*, 189-206. DOI: 10.1162/dmal.9780262524827.189.

- Creswell, J. W. (2012). Educational research. Planning, conducting and evaluating quantitative and qualitative research. (4th ed.). *Boston, MA. United States of America: Pearson Education, Inc*
- Creswell, J. W. (2009). Research Design: qualitative, quantitative and mixed methods approaches (3rd ed.). *Los Angeles: Sage Publications Ltd.*
- Creswell, J. W. (2007). Five qualitative approaches to inquiry. Qualitative inquiry and research design: *Choosing among five approaches*, 2, 53-80.
- Daley, R. C., & Dennis, J. B. (1968). Virtual memory, processes, and sharing in Multics. *Communications of the ACM*, 11(5), 306-312.
- Dalton, R. J. (2006). Social modernization and the end of ideology debate: Patterns of ideological polarization. *Japanese Journal of Political Science*, 7(1), 1-22. DOI:10.1017/S1468109905002045
- Dalton, R., Van Sickle, A., & Weldon, S. (2010). The individual–institutional nexus of protest behaviour. *British Journal of Political Science*, 40(01), 51-73. DOI: 10.1017/S000712340999038X.
- Dawson, R. E. (1969). K prewitt. Political socialization.
- Dean, B. L. (2005). Citizenship education in Pakistani schools: Problems and possibilities. *International Journal of Citizenship and Teacher Education*, 1(2), 35. Retrieved from [http://ecommons.aku.edu/pakistan\\_ied\\_pdck/30/](http://ecommons.aku.edu/pakistan_ied_pdck/30/).
- Delli Carpini and Keeter, 1996 M.X. What Americans Know About Politics and Why It Matters *Yale University Press, New Haven, CT* (1996)
- Dimitrova, D. V., Shehata, A., Strömbäck, J., & Nord, L. W. (2014). The effects of digital media on political knowledge and participation in election campaigns: Evidence from panel data. *Communication Research*, 41(1), 95-118.
- Dow, J. K. (2009). Gender differences in political knowledge: Distinguishing characteristics-based and returns-based differences. *Political Behavior*, 31(1), 117-136. DOI: 10.1111/j.1468-2508.2004.00161.x.
- Durre-E-Shawar, & Asim, M. (2012a). Voting behavior of people towards different political parties in district Faisalabad, Pakistan. *Mediterranean Journal of Social Sciences*, 85.



- Durre-e-Shawar, D., & Asim, M. (2012b). Voting Behavior of People Towards Different Political Parties in District Faisalabad. *Global Media Journal: Pakistan Edition*, 5(1).
- Eccles, J. S., & Barber, B. L. (1999). Student council, volunteering, basketball, or marching band: What kind of extracurricular involvement matters?. *Journal of adolescent research*, 14(1), 10-43. <https://doi.org/10.1177/0743558499141003>
- Ekman, J., & Amnå, E. (2012). Political participation and civic engagement: Towards a new typology. *Human Affairs*, 22(3), 283-300. DOI: 10.2478/s13374-012-0024-1
- Ekström, M., & Östman, J. (2013). Family talk, peer talk and young people's civic orientation. *European Journal of Communication*, 28(3), 294-308. DOI: 10.1177/0267323113475410
- Election Commission of Pakistan (2014). Second Five-Year Strategic Plan 2014-2018. Retrieved on December 14, 2014 from <https://www.ecp.gov.pk/Documents/sp%20revised/Strategic%20Plan%20Revised%20final.pdf>
- Eveland Jr, W. P., & Scheufele, D. A. (2000). Connecting news media use with gaps in knowledge and participation. *Political communication*, 17(3), 215-237.
- Eveland Jr, W. P., & Thomson, T. (2006). Is it talking, thinking, or both? A lagged dependent variable model of discussion effects on political knowledge. *Journal of Communication*, 56(3), 523-542. DOI:10.1111/j.1460-2466.2006.00299.x
- Eveland Jr, W. P., Hayes, A. F., Shah, D. V., & Kwak, N. (2005). Understanding the relationship between communication and political knowledge: A model comparison approach using panel data. *Political Communication*, 22(4), 423-446. DOI: 10.1080/10584600500311345
- Eveland, JR, W. P. (2004). The effect of political discussion in producing informed citizens: The roles of information, motivation, and elaboration. *Political Communication*, 21(2), 177-193. DOI: 10.1080/10584600490443877
- Eveland, W. P., Marton, K., & Seo, M. (2004). Moving beyond "just the facts" the influence of online news on the content and structure of public affairs knowledge. *Communication Research*, 31(1), 82-108. DOI: 10.1177/0093650203260203.
- Eveland, W. P., Shah, D. V., & Kwak, N. (2003). Assessing causality in the cognitive mediation model a panel study of motivations, information processing, and learning during campaign 2000. *Communication Research*, 30(4), 359-386. DOI: 10.1177/0093650203253369.

- Faul, F., Erdfelder, E., Buchner, A., & Lang, A. G. (2009). Statistical power analyses using G\* Power 3.1: Tests for correlation and regression analyses. *Behavior research methods*, 41(4), 1149-1160. doi:10.3758/BRM.41.4.1149
- Faul, F., Erdfelder, E., Lang, A. G., & Buchner, A. (2007). G\* Power 3: A flexible statistical power analysis program for the social, behavioral, and biomedical sciences. *Behavior research methods*, 39(2), 175-191. Retired from <https://link.springer.com/content/pdf/10.3758/BF03193146.pdf>
- Field, A. (2009). Discovering statistics using SPSS (3rd ed). London: Sage Publications.
- File, T. (2014). Young-adult voting: An analysis of presidential elections, 1964-2012. *Current Population Survey Reports*, P20-572. U.S. Census Bureau, Washington, DC. Retrieved from <http://www.census.gov/prod/2014pubs/p20-573.pdf>
- Finkel, S. E., & Ernst, H. R. (2005). Civic education in post-apartheid South Africa: Alternative paths to the development of political knowledge and democratic values. *Political Psychology*, 26(3), 333-364. DOI: 10.1111/j.1467-9221.2005.00421.x.
- Fisher, M. A. (2008). Protecting confidentiality rights: The need for an ethical practice model. *American Psychologist*, 63(1), 1. DOI: 10.1037/0003-066X.63.1.1 .
- Flanagan, C. A., & Faison, N. (2001). Youth civic development: Implications of research for social policy and programs. *Social Policy Report*, 15(1), 3–14.
- Flanagan, C., Levine, P., & Settersten, R. (2009). Civic engagement and the changing transition to adulthood. *CIRCLE (Center for Information & Research on Civic Learning & Engagement)*, Retrieved from <http://www.civicyouth.org/PopUps/ChangingTransition.pdf>.
- Fornell, C., & Larcker, D. (1981). Structural Equation Models with Unobservable Variables and Measurement Error. *Journal of Marketing Research*, 18(3), pp39–50.
- Fortunati, L., Deuze, M., & De Luca, F. (2014). The new about news: How print, online, free, and mobile coconstruct new audiences in Italy, France, Spain, the UK, and Germany. *Journal of Computer-Mediated Communication*, 19(2), 121-140. DOI:10.1111/jcc4.12017.
- Fraile, M. (2011). Widening or reducing the knowledge gap? Testing the media effects on political knowledge in Spain (2004-2006). *The International Journal of Press/Politics*, 16(2), 163-184. DOI: 10.1177/1940161210388413.

- Fujioka, Y., & Austin, E. W. (2002). The relationship of family communication patterns to parental mediation styles. *Communication Research*, 29(6), 642-665. <https://doi.org/10.1177/009365002237830>.
- Galston, W. A. (2001). Political knowledge, political engagement, and civic education. *Annual review of political science*, 4(1), 217-234.
- Geers, S., Bos, L., & De Vreese, C. H. (2017). Informed Switchers? How the Impact of Election News Exposure on Vote Change Depends on Political Information Efficacy. *International Journal of Communication*, 11, 22.
- Gefen, D., & Straub, D. (2005). A practical guide to factorial validity using PLS-Graph: Tutorial and annotated example. *Communications of the Association for Information systems*, 16(1), 5.
- Geisser, S. (1974). A predictive approach to the random effect model. *Biometrika*, 61(1), 101-107. Doi:10.1093/biomet/61.1.101
- Gerbner, G., Gross, L., Morgan, M., & Signorielli, N. (1980). The “mainstreaming” of America: Violence profile no. 11. *Journal of communication*, 30(3), 10-29. DOI: 10.1111/j.1460-2466.1980.tb01987.x
- Gil de Zúñiga, H., Veenstra, A., Vraga, E., & Shah, D. (2010). Digital democracy: Reimagining pathways to political participation. *Journal of Information Technology & Politics*, 7(1), 36-51. DOI: 10.1080/19331680903316742
- Gimpel, J. G., Lay, J. C., & Schuknecht, J. E. (2003). *Cultivating democracy: Civic environments and political socialization in America*. Brookings Institution Press.
- Goldstein, K., & Freedman, P. (2002). Campaign advertising and voter turnout: New evidence for a stimulation effect. *Journal of Politics*, 64(3), 721-740.
- Goodale, M. (2001). Assessing cultural impact: A case study in supporting a knowledge management practice (*Doctoral dissertation, Pepperdine University*). Available on ProQuest Dissertation and Thesis Data Base.
- Gordon, H. R., & Taft, J. K. (2011). Rethinking Youth Political Socialization Teenage Activists Talk Back. *Youth & society*, 43(4), 1499-1527. DOI: 10.1177/0044118X10386087.
- Greenberg, B. S. (1964). Diffusion of news of the Kennedy assassination. *Public opinion quarterly*, 28(2), 225-232. <http://www.jstor.org/stable/2746988>

- Guba, E. G., & Lincoln, Y. S. (1994). Competing paradigms in qualitative research. *Handbook of qualitative research*, 2(163-194), 105. Thousand Oaks, CA: Sage.
- Gunther, A. C., Bolt, D., Borzekowski, D. L., Liebhart, J. L., & Dillard, J. P. (2006). Presumed influence on peer norms: How mass media indirectly affect adolescent smoking. *Journal of Communication*, 56(1), 52-68. doi:10.1111/j.1460-2466.2006.00002.x
- Hair, J.F., Black, W.C., Babin, B.J., Anderson, R.E., & Tatham, R.L. (2006). *Multivariate data analysis (6th ed.)*. Upper Saddle River, New Jersey: Pearson/Prentice Hall.
- Hair, J.F., Black, W.C., Babin, B.J., & Anderson, R.E. (2010). *Multivariate data analysis (7th ed.)*. Upper Saddle River, New Jersey: Prentice Hall
- Hair, J. F., Sarstedt, M., Pieper, T. M., & Ringle, C. M. (2012). The use of partial least squares structural equation modeling in strategic management research: a review of past practices and recommendations for future applications. *Long range planning*, 45(5), 320-340. DOI:org/10.1016/j.lrp.2012.09.008
- Hair, J. F., Sarstedt, M., Ringle, C. M., & Mena, J. A. (2012). An assessment of the use of partial least squares structural equation modeling in marketing research. *Journal of the Academy of Marketing Science*, 40(3), 414-433. doi:10.1007/s1174-011-0261-6.
- Hair, J.F., Hult, G.T.M, Ringle, C.M. & Sarstedt, M. (2014). A Primer on partial least squares structural equation modelling (PLS-SEM). *London: Sage Publications*. Hall.
- Hansen, B. S (1978). [Review of the book Political Participation: How and why Do People Get Involved in Politics?]. Retried from [http://www.jstor.org/stable/1954644?seq=1#page\\_scan\\_tab\\_contents](http://www.jstor.org/stable/1954644?seq=1#page_scan_tab_contents).
- Hansen, K. M., & Pedersen, R. T. (2014). Campaigns matter: How voters become knowledgeable and efficacious during election campaigns. *Political Communication*, 31(2), 303-324. DOI: 10.1080/10584609.2013.815296
- Harell, A., Stolle, D., & Quintelier, E. (2008). Network diversity and political participation: A complication or asset. In *Conference on Comparative Perspectives on Political Socialization, Bruges, Belgium*. Retrieved from <http://www.researchgate.net/publication/228742162>.
- Haste, H. (2004). Constructing the citizen. *Political Psychology*, 25(3), 413-439.

- Hayes, A. F., Preacher, K. J., & Myers, T. A. (2011). Mediation and the estimation of indirect effects in political communication research. *Sourcebook for political communication research: Methods, measures, and analytical techniques*, 23, 434-465.
- Henn, M., & Foard, N. (2012). Young people, political participation and trust in Britain. *Parliamentary affairs*, 65(1), 47-67. DOI:10.1093/pa/gsr046.
- Henn, M., & Weinstein, M. (2006). Young people and political (in) activism: Why don't young people vote? *Policy & Politics*, 34, 517-534
- Henseler, J., Ringle, C. M., & Sarstedt, M. (2015). A new criterion for assessing discriminant validity in variance-based structural equation modeling. *Journal of the Academy of Marketing Science*, 43(1), 115-135. DOI 10.1007/s11747-014-0403-8
- Henseler, J., Ringle, C. M., & Sinkovics, R. R. (2009). The use of partial least Squares path modeling in international marketing. In R. R. Sinkovics & P. N. Ghauri (Eds.), *Advances in International Marketing* (Vol. 20, pp. 277-320). Bingley: Emerald
- Henseler, J., Ringle, C.M., & Sinkovics, R.R. (2009). The use of the PLS-SEM analysis in international marketing. In R.R. Sinkovics and P.V. Ghauri (eds), *Advances in International Marketing*, 20(1), 277-320. Bingley: Emerald.
- Hess, D. E. (2002). Discussing controversial public issues in secondary social studies classrooms: Learning from skilled teachers. *Theory & Research in Social Education*, 30(1), 10-41. DOI: 10.1080/00933104.2002.10473177
- Hess, R. D. (1967). and JV Torney. The development of political attitudes in children.
- Higher Education Commission, Pakistan (2011). Student Enrolment in HEC Funded Public Sector Universities / Institutes / Centres. Retrieved on October 30, 2015 from [http://www.hec.gov.pk/InsideHEC/Divisions/Finance/Documents/Student%20Enrollment%20\(2001-02%20to%202010-11\).pdf](http://www.hec.gov.pk/InsideHEC/Divisions/Finance/Documents/Student%20Enrollment%20(2001-02%20to%202010-11).pdf).
- Higher Education Commission, Pakistan (2013). Number of Public and Private Sector Universities/DAI by region. Retrieved on October 30, 2015 from <http://www.hec.gov.pk/InsideHEC/Divisions/QALI/Others/Pages/StatisticalInformationUnit.aspx>.
- Higher Education Commission, Pakistan (2014). Ranking 2014 of Pakistani Higher Education Institutions (HEIs). Retrieved on October 30, 2015 from [http://www.hec.gov.pk/InsideHEC/Divisions/QALI/Others/RankingofUniversities/Documents/Final\\_Doc.pdf](http://www.hec.gov.pk/InsideHEC/Divisions/QALI/Others/RankingofUniversities/Documents/Final_Doc.pdf).

- Hively, M. H., & Eveland Jr, W. P. (2009). Contextual antecedents and political consequences of adolescent political discussion, discussion elaboration, and network diversity. *Political Communication*, 26(1), 30-47.
- Hoffman, L. H., & Thomson, T. L. (2009). The effect of television viewing on adolescents' civic participation: Political efficacy as a mediating mechanism. *Journal of Broadcasting & Electronic Media*, 53(1), 3-21. DOI: 10.1080/08838150802643415.
- Hollander, B. A. (2005). Late-night learning: Do entertainment programs increase political campaign knowledge for young viewers?. *Journal of Broadcasting & Electronic Media*, 49(4), 402-415. DOI: 10.1207/s15506878jobem4904\_3
- Holtz-Bacha, C. (1990). Videomalaise revisited: Media exposure and political alienation in West Germany. *European Journal of Communication*, 5(1), 73-85. <https://doi.org/10.1177/0267323190005001005>
- Hooghe, M. (2002). Watching Television and Civic Engagement Disentangling the Effects of Time, Programs, and Stations. *The Harvard International Journal of Press/Politics*, 7(2), 84-104. DOI: 10.1177/1081180X0200700206
- Hooghe, M. (2004). Political socialization and the future of politics. *Acta Politica*, 39(4), 331-341. Retrieved from [www.palgrave-journals.com/ap](http://www.palgrave-journals.com/ap)
- Howell, D. C. (2007). The treatment of missing data. *The Sage handbook of social science methodology*, 208-224.
- Huang, Y. (2010). Family Communication Patterns, Communication Apprehension and Soci-Communicative Orientative Orientation: *A Study of Chinese Students (Master's Thesis The University of Akron)*. The University of Akron. Available on ProQuest Dissertation and Thesis Data Base.
- Hulland, J. (1999). Use of partial least squares (PLS) in strategic management research: A review of four recent studies. *Strategic management journal*, 20(2), 195-204.
- Hyman, H. H. (1959). Political Socialization: A study in the psychology of political behavior. *New York: The Free Press*.
- Iqbal, S. (2012). Exploring political attitude among educated youth: A study at university of Sargodha. *Academic Research International*, 3(3), 375-382.
- James, S. M. (2007). Identity and science learning in African American students in informal science education contexts. (*PhD Thesis Morgan State University*). Available on ProQuest Dissertation and Thesis Data Base.

- Janda, K., Berry, J., Goldman, J., Hula, K., (2009). *The Challenge of Democracy: American Government in a Global World. (2nd ed.). United States of America: Wadsworth Cengage Learning.*
- Janda, K., Berry, J. M., Goldman, J., & Schildkraut, D. (2013). *The challenge of democracy. Cengage Learning.*
- Javaid, U., & Elahi, U. (2014). Patterns of Political Perceptions, Attitudes and Voting Behaviour: Influence of Media. *South Asian Studies*, 29(2), 363. Retrieved from [http://pu.edu.pk/images/journal/csas/PDF/1.\\_Dr.\\_Umbreen\\_v29\\_no2\\_2014.pdf](http://pu.edu.pk/images/journal/csas/PDF/1._Dr._Umbreen_v29_no2_2014.pdf)
- Jennings, M. K. (2002). Generation Units and the Student Protest Movement in the United States: An Intra-and Intergenerational Analysis. *Political Psychology*, 23(2), 303-324. DOI: 10.1111/0162-895X.00283
- Jennings, M. K., Stoker, L., & Bowers, J. (2009). Politics across generations: Family transmission reexamined. *The Journal of Politics*, 71(3), 782-799.
- Jong Oh Ra (1981). [Review of book 'Who Votes?'] *The Journal of Politics*, 43, pp 1303-1305. Available from: <http://www.jstor.org/stable/2130227>
- Jung, N., Kim, Y., & de Zúñiga, H. G. (2011). The mediating role of knowledge and efficacy in the effects of communication on political participation. *Mass Communication and Society*, 14(4), 407-430. DOI: 10.1080/15205436.2010.496135
- Kaid, L. L., McKinney, M. S., & Tedesco, J. C. (2007). Introduction: *Political information efficacy and young voters.*
- Katz, E. (1992). On Parenting a Paradigm: Gabriel Tarde's Agenda for Opinion and Communication Research. *International Journal of Public Opinion Research*, 4, 80-86.
- Kayani, D., & Rafi, F. (2013). Final Electoral Rolls (FER) report by National Database and Registration Authority. Retrieved on December 14, 2014 from [https://www.nadra.gov.pk/docs/NADRA\\_Electoral\\_Rolls\\_Booklet\\_2012.pdf](https://www.nadra.gov.pk/docs/NADRA_Electoral_Rolls_Booklet_2012.pdf).
- Keyton, J. (2015). *Communication research: Asking questions, finding answers. (4th ed.). New York: McGraw-Hill Education.*
- Khan, F. K., & Musarrat, R. (2014). Electoral Politics in Pakistan (Elections 2013): A Case Study of District Muzaffar Garh. *Journal of Public Administration and Governance*, 4(4), 79-99.

- Kim, M. (2016). Facebook's Spiral of Silence and Participation: The Role of Political Expression on Facebook and Partisan Strength in Political Participation. *Cyberpsychology, Behavior, and Social Networking*, 19(12), 696-702. DOI: 10.1089/cyber.2016.0137
- Kim, M. (2018). Parental Influence on Adolescent Preference for Television Public Affairs Content: A South Korean Panel Study. *Journalism & Mass Communication Quarterly*, 1077699018754910. <https://doi.org/10.1177/1077699018754910>
- Korthagen, F. A. (2010). Situated learning theory and the pedagogy of teacher education: Towards an integrative view of teacher behavior and teacher learning. *Teaching and teacher education*, 26(1), 98-106. doi:10.1016/j.tate.2009.05.001
- Kudrnáč, A., & Lyons, P. (2017). Parental Example as a Motivation for Turnout among Youths. *Political Studies*, 65(1\_suppl), 43-63. <https://doi.org/10.1177/0032321716644614>.
- Kudrnáč, A. (2015). Theoretical Perspectives and Methodological Approaches in Political Socialization Research. *Sociológia*, 47(6), 605-624.
- Kuhn, H. P. (2004). Adolescent voting for right-wing extremist parties and readiness to use violence in political action: parent and peer contexts. *Journal of adolescence*, 27(5), 561-581. DOI:10.1016/j.adolescence.2004.06.009.
- Kura, K. M. (2014). Organisational formal controls, group norms and workplace deviance: The moderating role of self-regulatory efficacy (*Doctoral dissertation, Universiti Utara Malaysia*). Retrieved from [http://etd.uum.edu.my/4366/7/s93562\\_abstract.pdf](http://etd.uum.edu.my/4366/7/s93562_abstract.pdf).
- Kwak, N., Williams, A. E., Wang, X., & Lee, H. (2005). Talking politics and engaging politics: An examination of the interactive relationships between structural features of political talk and discussion engagement. *Communication Research*, 32(1), 87-111. <https://doi.org/10.1177/0093650204271400>
- Kwon, S. J., Park, E., & Kim, K. J. (2014). What drives successful social networking services? A comparative analysis of user acceptance of Facebook and Twitter. *The Social Science Journal*, 51(4), 534-544.
- Langton, K. P. (1967). Peer group and school and the political socialization process. *American Political Science Review*, 61(03), 751-758. Retrieved from [http://www.jstor.org/stable/1976093?seq=1#page\\_scan\\_tab\\_contents](http://www.jstor.org/stable/1976093?seq=1#page_scan_tab_contents).
- Lave, J., & Wenger, E. (1991). Situated learning: Legitimate Peripheral Participation. *New York: Cambridge university press*.



- Lazarsfeld, P., Berelson, B., & Gaudet, H. (1948). *The People's Choice*.
- Lee, N. J. (2017). Communication Mediation Model. *The International Encyclopedia of Media Effects*. DOI: 10.1002/9781118783764.wbieme0093
- Lee, N. J., Shah, D. V., & McLeod, J. M. (2013). Processes of Political Socialization A Communication Mediation Approach to Youth Civic Engagement. *Communication Research*, 40(5), 669-697. DOI: 10.1177/0093650212436712.
- Li, X., & Chan, M. (2017). Comparing social media use, discussion, political trust and political engagement among university students in China and Hong Kong: an application of the O-S-R-O-R model. *Asian Journal of Communication*, 27(1), 65-81. DOI:10.1080/01292986.2016.1248454
- Liebes, T., & Ribak, R. (1992). The contribution of family culture to political participation, political outlook, and its reproduction. *Communication Research*, 19(5), 618-641. DOI: 10.1177/009365092019005004
- Lin, Y., & Lim, S. (2002). Relationships of media use to political cynicism and efficacy: A preliminary study of young South Korean voters. *Asian Journal of communication*, 12(1), 25-39. DOI:10.1080/01292980209364812
- Livingstone, S., & Markham, T. (2008). The contribution of media consumption to civic participation 1. *The British journal of sociology*, 59(2), 351-371.
- Lynn, M. R. (1986). Determination and quantification of content validity. *Nursing research*. <http://dx.doi.org/10.1097/00006199-198611000-00017>
- Mahmood, B., Sohail, M. M., Mushtaq, S. K., & Rizvi, S. A. (2014). Social Factors Hindering Political Participation in Pakistan: A Review Article. *Mediterranean Journal of Social Sciences*, 5(23), 1933.
- Mahr, K. (2014). Bangladeshi Voters Lose Out in Deeply Flawed Election. *TIMES*. Retrieved on November 24, 2015 from <http://world.time.com/2014/01/06/bangladesh-elections-marred-by-violence-and-low-turnout/>.
- Malhotra, N., Hall, J., Shaw, M., & Oppenheim, P. (2006). *Marketing Research. An applied orientation (3rd ed.)*. French Forest: Prentice Hall.
- Martiniello, M. (2005). Political participation, mobilisation and representation of immigrants and their offspring in Europe. Retrieved from <http://dspace.mah.se/dspace/handle/2043/1495>.

- Mateos-Aparicio, G. (2011). Partial least squares (PLS) methods: Origins, evolution, and application to social sciences. *Communications in Statistics-Theory and Methods*, 40(13), 2305-2317. Retired from [http://eprints.ucm.es/13208/1/PLS4\\_GMateos\\_ENG\\_rev2\\_e-prints.pdf](http://eprints.ucm.es/13208/1/PLS4_GMateos_ENG_rev2_e-prints.pdf)
- McAvoy, P., & Hess, D. (2013). Classroom deliberation in an era of political polarization. *Curriculum Inquiry*, 43(1), 14-47. DOI: 10.1111/curi.12000
- McDevitt, M. (2006). The partisan child: Developmental provocation as a model of political socialization. *International Journal of Public Opinion Research*, 18(1), 67-88. DOI:10.1093/ijpor/edh079.
- McDevitt, M., & Chaffee, S. (2002). From top-down to trickle-up influence: Revisiting assumptions about the family in political socialization. *Political Communication*, 19(3), 281-301. DOI: 10.1080/01957470290055501.
- McDevitt, M., & Kiouisis, S. (2004). Education for Deliberative Democracy: The Long-Term Influence of Kids Voting USA. *CIRCLE Working Paper 22*. Center for Information and Research on Civic Learning and Engagement (CIRCLE). Retrieved from [www.civicyouth.org/research/products/working\\_papers.htm](http://www.civicyouth.org/research/products/working_papers.htm).
- McIntosh, H., & Youniss, J. (2010). Toward a political theory of political socialization of youth. *Handbook of research on civic engagement in youth*, 23-41.
- McLeod, J. M. (2000). Media and civic socialization of youth. *Journal of Adolescent Health*, 27(2), 45-51. Retrieved from [http://is.muni.cz/el/1423/jaro2010/PSY222/um/11678300/Media\\_and\\_Civic\\_Socialization\\_of\\_Youth\\_McLeod\\_.pdf](http://is.muni.cz/el/1423/jaro2010/PSY222/um/11678300/Media_and_Civic_Socialization_of_Youth_McLeod_.pdf).
- McLeod, J. M., & Shah, D. V. (2009). Communication and political socialization: Challenges and opportunities for research. *Political Communication*, 26(1), 1-10. DOI: 10.1080/10584600802686105.
- McLeod, J. M., Scheufele, D. A., & Moy, P. (1999). Community, communication, and participation: The role of mass media and interpersonal discussion in local political participation. *Political communication*, 16(3), 315-336. DOI: 10.1080/105846099198659.
- McLeod, J. M., Sotirovic, M., (2001). Values, communication behavior, and political participation. *Political Communication*, 18(3), 273-300. DOI.org/10.1080/10584600152400347.
- McLeod, J., Shah, D. V., Hess, D., & Lee, N. J. (2010). Communication and education: Creating competence for socialization into public life. In Sherrod, R. L., Torney-Purta, J., & Flanagan, A. C., (Eds.), *Handbook of research on civic engagement in youth*, 363-391. John Wiley & Sons, Inc.

- McLeod, M. S. J. M. (2001). Values, communication behavior, and political participation. *Political Communication*, 18(3), 273-300. <http://dx.doi.org/10.1080/10584600152400347>
- Memoli, V. (2011). How does political knowledge shape support for democracy? Some research based on the Italian case. *Bulletin of Italian Politics*, 3(1), 79-102.
- Memon, B., & Pahore, M. R. (2014). Online Newspaper Exposure by Academics in the Faculty of Social Sciences, University of Sindh, Jamshoro. *International Journal of Asian Social Science*, 4(1), 70-80. Retrieved from <http://pakacademicsearch.com/pdf-files/art/1/70-80%20Vol%204%20issue%201%20January%202014.pdf>.
- Memon, S., Ishak, M. S., & Hamid, N. A. (2017). The Influence of Political Socialization Agents on Political Participation of Pakistani Youths. *JURNAL LISKI*. Retrieved from [https://www.researchgate.net/publication/322159285\\_THE\\_INFLUENCE\\_OF\\_POLITICAL\\_SOCIALIZATION\\_AGENTS\\_ON\\_POLITICAL\\_PARTICIPATION\\_OF\\_PAKISTANI\\_YOUTHS](https://www.researchgate.net/publication/322159285_THE_INFLUENCE_OF_POLITICAL_SOCIALIZATION_AGENTS_ON_POLITICAL_PARTICIPATION_OF_PAKISTANI_YOUTHS).
- Merritt, D., & Rosen, J. (1995). Imagining public journalism: An editor and scholar reflect on the birth of an idea. *Roy W. Howard Project*, School of Journalism, Indiana University.
- Messaris, P., & Kerr, D. (1983). MOTHERS' COMMENTS ABOUT TV: Relation to Family Communication Patterns. *Communication Research*, 10(2), 175-194. <https://doi.org/10.1177/009365083010002002>
- Min-Woo, K., Wilcox, D., & Shah, D. V. (2014). The role of recreational media use in youth socialization: Extending the citizen communication mediation model. *Online Journal of Communication and Media Technologies*, 4(1), 185. Retrieved from <http://www.ojcmt.net/articles/41/419.pdf>.
- Misa, K., Anderson, J., & Yamamura, E. (2005, November). The lasting impact of college on young adults' civic and political engagement. *In Association for the Study of Higher Education Annual Conference*, Philadelphia, Pennsylvania. Retrieved from <http://www.gseis.ucla.edu>.
- Mitchelstein, E., & Boczkowski, P. J. (2010). Online news consumption research: An assessment of past work and an agenda for the future. *New Media & Society*. DOI: 10.1177/1461444809350193.

- Moller, J. E. (2013). Growing into citizenship: The differential role of the media in the political socialization of adolescents. (*PhD Thesis University of Amsterdam*). Available on <http://dare.uva.nl/record/1/399984>
- Mondak, J. J. (1999). Reconsidering the measurement of political knowledge. *Political Analysis*, 8(1), 57-82. Retired from <http://citeseerx.ist.psu.edu/viewdoc/download?doi=10.1.1.475.7561&rep=rep1&type=pdf>
- Moschis, G. P. (1985). The role of family communication in consumer socialization of children and adolescents. *Journal of consumer research*, 11(4), 898-913. Retrieved from <http://www.jstor.org/stable/2489216>.
- Murcia, J. V., & Guerrero, F. (2016). Characterizing Political Cynicism of First-Time Voters for the 2016 Philippine Elections. Available at SSRN: <https://ssrn.com/abstract=2876985> or <http://dx.doi.org/10.2139/ssrn.2876985>
- Mushtaq, I., Abiodullah, M., & Akber, R. A., (2011). Political Participation of the Educated in Pakistan. *Journal of Elementary Education*, 21(1), 25-42. Retrieved from [http://results.pu.edu.pk/images/journal/JEE/PDF-Files/3\\_Ifra%20Abiodullah,%20Rafaqat\\_JEE%20Vol%2021%20no\\_1.pdf](http://results.pu.edu.pk/images/journal/JEE/PDF-Files/3_Ifra%20Abiodullah,%20Rafaqat_JEE%20Vol%2021%20no_1.pdf).
- Mushtaq, S., & Baig, F. (2015). The Relationship of TV News Channels Consumption with Political Participation, Political Knowledge and Civic Engagement. *Asian Social Science*, 11(12), 46.
- Mutz, D. C. (2001, March). Facilitating communication across lines of political difference: The role of mass media. In *American Political Science Association* (Vol. 95, No. 01, pp. 97-114). Cambridge University Press. Retrieved from [http://repository.upenn.edu/asc\\_papers/125](http://repository.upenn.edu/asc_papers/125).
- Mutz, D. C. (2002). The consequences of cross-cutting networks for political participation. *American Journal of Political Science*, 838-855. Retrieved from [http://www.jstor.org/stable/3088437?seq=1#page\\_scan\\_tab\\_contents](http://www.jstor.org/stable/3088437?seq=1#page_scan_tab_contents)
- Mutz, D. C., & Mondak, J. J. (2006). The Workplace as a Context for Cross-Cutting Political Discourse. *Journal of politics*, 68(1), 140-155. DOI: 10.1111/j.1468-2508.2006.00376.x.
- Mutz, D. C., & Reeves, B. (2005). The new videomalaise: Effects of televised incivility on political trust. *American Political Science Review*, 99(01), 1-15. DOI.org/10.1017.S0003055405051452 .
- Nandigir, R. (2012) Standpoint: The politics of being “young”: is a “youth” category really necessary for “development”?. Retrieved on December 08, 2015 from

[http://agi.ac.za/sites/agi.ac.za/files/9\\_standpoint\\_-\\_the\\_politics\\_of\\_being\\_young.pdf](http://agi.ac.za/sites/agi.ac.za/files/9_standpoint_-_the_politics_of_being_young.pdf).

- Nathanson, A. I. (2001). Parents versus peers: Exploring the significance of peer mediation of antisocial television. *Communication Research*, 28(3), 251-274. <https://doi.org/10.1177/009365001028003001>
- National Youth Policy of Nepal (2010). National Youth Policy Retrieved December 09, 2015 from <http://www.youthpolicy.org/factsheets/country/nepal/>.
- Neuman, W. L. (2000). Social research method: quantitative and qualitative Approaches (7th edition). Boston: Allyn and Bacon.
- Nie, N. & Erbring, L. (2000). Internet and society, A preliminary report [Online] AvailableURL:[http://www.nomads.usp.br/documentos/textos/cultura\\_digital/tics\\_arq\\_urb/internet\\_society%20report.pdf](http://www.nomads.usp.br/documentos/textos/cultura_digital/tics_arq_urb/internet_society%20report.pdf).
- Niemi, R. G., & Jennings, M. K. (1991). Issues and inheritance in the formation of party identification. *American Journal of Political Science*, 970-988.
- Niemi, R. G., & Sobieszek, B. I. (1977). Political socialization. *Annual Review of Sociology*, 209-233. Retrieved from <http://www.jstor.org/stable/2945936>.
- Norris, P. (1996). Does television erode social capital? A reply to Putnam. *Political Science & Politics*, 29(03), 474-480. DOI.org/10.2307/420827 .
- Norusis, M. J. (1985). Advance Statistics Guide. Chicago: McGraw-Hill.
- O'Keefe, G. J., & Liu, J. (1980). First- time voters: Do media matter? *Journal of Communication*, 30(4), 122-129.
- O'Neil, B. (2006). Human capital, civic engagement and political participation turning skills and knowledge into engagement and action. *Canadian Policy Research Networks Inc.*
- Owen, D. (2011). Transnational citizenship and rights of political participation. Available from: publikationen. ub. uni-frankfurt. de/files/22387/Transnational\_Citizenship. pdf [Accessed 15 July 2012].
- Pacheco, J. S., & Plutzer, E. (2008). Political participation and cumulative disadvantage: The impact of economic and social hardship on young citizens. *Journal of Social Issues*, 64(3), 571-593.
- Paletz, L. D. (1984). [Review of the book Does Mass Communication Change Public Opinion after All? A New Approach to Effects Analysis.] Retried from <http://www.jstor.org/stable/2779274>.

- Pallant, J. (2011). *SPSS survival manual: A step by step guide to data analysis using SPSS (4th ed)*. New York: Open University Press.
- Park, C. S. (2014). Pathways to democratic citizenship: The mediating roles of deliberation and political efficacy in the effects of old and new media use on political participation in South Korea. (*PhD Thesis Southern Illinois University Carbondale*). Available on ProQuest Dissertation and Thesis Data Base.
- Park, C. S., & Karan, K. (2014). Unraveling the relationships between smartphone use, exposure to heterogeneity, political efficacy, and political participation: A mediation model approach. *Asian Journal of communication*, 24(4), 370-389. DOI:10.1080/01292986.2014.892146
- Pasek, J., Kenski, K., Romer, D., & Jamieson, K. H. (2006). America's Youth and Community Engagement How Use of Mass Media Is Related to Civic Activity and Political Awareness in 14-to 22-Year-Olds. *Communication Research*, 33(3), 115-135. DOI: 10.1177/0093650206287073.
- Pattie, C. J., & Johnston, R. J. (2009). Conversation, disagreement and political participation. *Political Behavior*, 31(2), 261-285. DOI 10.1007/s11109-008-9071-z.
- Peer, L., Malthouse, E. C., & Calder, B. J. (2003, August). Estimating the effect of news media consumption on political participation. In Annual Meeting of the American Political Science Association. *Philadelphia, PA, USA*.
- Peachey, E. (2017). State Sponsored Political Socialization and Public Diplomacy Exchange Program Outcomes: The Case of the Future Leaders Exchange (FLEX) Program. (*PhD Thesis The University of Michigan*). Retrieved from [https://deepblue.lib.umich.edu/bitstream/handle/2027.42/138593/epeachey\\_1.pdf?sequence=1&isAllowed=y](https://deepblue.lib.umich.edu/bitstream/handle/2027.42/138593/epeachey_1.pdf?sequence=1&isAllowed=y)
- Ponti, M., Lindström, Dirckinck-Holmfeld, L., & Moeller Svendsen, B. (2004). Report on the conceptualization of typical case studies. *Sweden/Denmark: Goteborg University/Aalborg University*.
- Putnam, R. D. (1995). Bowling alone: America's declining social capital. *Journal of democracy*, 6(1), 65-78.
- Putnam, R.D. (2000). Bowling alone: The collapse and revival of American community. *New York, US: Simon and Schuster*.
- Quaranta, M. (2012). The Rise of Unconventional Political Participation in Italy: Measurement Equivalence and Trends, 1976-2009. *Bulletin of Italian*

*Politics*, 4(2), 251-276. Retrieved from  
<https://escholarship.org/uc/item/50x011vk>

Quintelier, E. (2010). The effect of schools on political participation: A multilevel logistic analysis. *Research Papers in Education*, 25(2), 137-154. DOI: 10.1080/02671520802524810.

Quintelier, E., & Hooghe, M. (2011). Television and political participation among adolescents: The impact of television viewing, entertainment and information preferences. *Mass Communication and Society*, 14(5), 620-642. DOI: 10.1080/15205436.2010.530383

Quintelier, E., & Hooghe, M. (2013). The relationship between political participation intentions of adolescents and a participatory democratic climate at school in 35 countries. *Oxford Review of Education*, 39(5), 567-589. : 10.1080/03054985.2013.830097.

Quintelier, E., Stolle, D., & Harell, A. (2012). Politics in peer groups: Exploring the causal relationship between network diversity and political participation. *Political Research Quarterly*. DOI: 10.1177/1065912911411099.

R Murray, G., & Mulvaney, M. K. (2012). Parenting styles, socialization, and the transmission of political ideology and partisanship. *Politics & Policy*, 40(6), 1106-1130. DOI: 10.1111/j.1747-1346.2012.00395.x.

Reichert, F., & Print, M. (2017). Mediated and moderated effects of political communication on civic participation. *Information, Communication & Society*, 20(8), 1162-1184. DOI:10.1080/1369118X.2016.1218524

Ricchiardi, S. (2012). Challenges for independent news media in Pakistan. Washington, DC: Center for International Media Assistance. Retrieved from [http://www.centerforinternationalmediaassistance.org/wpcontent/uploads/2015/01/Challenges-for-Independent-News-Media-in-Pakistan\\_Ricchiardi\\_updated.pdf](http://www.centerforinternationalmediaassistance.org/wpcontent/uploads/2015/01/Challenges-for-Independent-News-Media-in-Pakistan_Ricchiardi_updated.pdf).

Richards, S. O. (2010). Peer effects in sexual initiation: Separating social norms and partner supply. (Doctoral dissertation, University of Pennsylvania). Retired form [https://repository.upenn.edu/cgi/viewcontent.cgi?article=1191&context=e\\_dissertations](https://repository.upenn.edu/cgi/viewcontent.cgi?article=1191&context=e_dissertations)

Ritchie, L. D., & Fitzpatrick, M. A. (1990). Family communication patterns: Measuring intrapersonal perceptions of interpersonal relationships. *Communication Research*, 17(4), 523-544. <https://doi.org/10.1177/009365090017004007>

- Robinson, M. J. (1976). Public Affairs Television and the Growth of Political Malaise: The Case of "The Selling of the Pentagon". *American political science review*, 70(02), 409-432. <http://www.jstor.org/stable/1959647>
- Salkind, N. J. (1997). *Exploring research (3rd ed.)*. Upper Saddle River, NJ: Prentice
- Samaniego, C. M., & Pascual, A. C. (2007). The teaching and learning of values through television. *International review of education*, 53(1), 5. DOI 10.1007/s ? 1159-006-9028-
- Sani, G. M. D., & Quaranta, M. (2015). Chips off the old blocks? The political participation patterns of parents and children in Italy. *Social science research*, 50, 264-276. DOI.org/10.1016/j.ssresearch.2014.12.002.
- Sapiro, V. (2004). NOT YOUR PARENTS'POLITICAL SOCIALIZATION: Introduction for a New Generation. *Annu. Rev. Polit. Sci.*, 7, 1-23. DOI: 10.1146/annurev.polisci.7.012003.104840.
- Saunders, M., Lewis, P., & Thornhill, A. (2011). *Research methods for business students. (5th ed.)*. India: Pearson Education.
- Schäfer, A. (2015). Differential Learning in Communication Networks. Interpersonal Communication Moderating Influences of News Media Usage on Political Knowledge. *International Journal of Public Opinion Research*. DOI:10.1093/ijpor/edv019.
- Scheufele, D. A. (2002). Examining differential gains from mass media and their implications for participatory behavior. *Communication Research*, 29(1), 46-65. DOI: 10.1177/009365020202900103.
- Scheufele, D. A., Hardy, B. W., Brossard, D., Waismel-Manor, I. S., & Nisbet, E. (2006). Democracy based on difference: Examining the links between structural heterogeneity, heterogeneity of discussion networks, and democratic citizenship. *Journal of Communication*, 56(4), 728-753. DOI:10.1111/j.1460-2466.2006.00317.x.
- Schmitt-Beck, R. (2003). Mass communication, personal communication and vote choice: The filter hypothesis of media influence in comparative perspective. *British Journal of Political Science*, 33(2), 233-259. <https://doi.org/10.1017/S0007123403000103>.
- Schudson, M. (1995). *The power of news*. Harvard University Press.
- Schwarzer, S. (2011, March). Political socialization as the driving factor for political engagement and political participation. In ELECDEM Workshop in Advanced Techniques for *Political Communication Research*, Amsterdam (pp. 20-24).



- Scott, Craig R. "Anonymity in applied communication research: Tensions between IRBs, researchers, and human subjects." *Journal of Applied Communication Research* 33, no. 3 (2005): 242-257. DOI: 10.1080/00909880500149445.
- Sears, D. O., & Levy, S. (2003). Childhood and adult political development. In D. O. Sears, L. Huddy, & R. Jervis (Eds.), *Oxford handbook of political psychology* (pp. 60–109). New York: Oxford University Press.
- Sekaran, U. (2003). *Research Methods for Business: A Skill Building Approach*. (4th.ed). John Willey and Sons, New York.
- Sekran, U. (2000). Research methods for business. *A Skill-Building Approach*. (4th ed.) United States of America: John Wiley & Sons, Inc.
- Šerek, J., & Umemura, T. (2015). Changes in late adolescents' voting intentions during the election campaign: Disentangling the effects of political communication with parents, peers and media. *European Journal of Communication* (1–16). DOI: 10.1177/0267323115577306.
- Shah, D. V. (1998). Civic engagement, interpersonal trust, and television use: An individual-level assessment of social capital. *Political Psychology*, 469-496. Retrieved from <http://www.jstor.org/stable/3792174>.
- Shah, D. V., Cho, J., Eveland, W. P., & Kwak, N. (2005). Information and expression in a digital age modeling Internet effects on civic participation. *Communication research*, 32(5), 531-565. DOI: 10.1177/0093650205279209.
- Shah, D. V., Cho, J., Nah, S., Gotlieb, M. R., Hwang, H., Lee, N. J., & McLeod, D. M. (2007). Campaign ads, online messaging, and participation: Extending the communication mediation model. *Journal of communication*, 57(4), 676-703. DOI:10.1111/j.1460-2466.2007.00363.x
- Shah, D. V., McLeod, J. M., & Yoon, S. H. (2001). Communication, Context, and Community An Exploration of Print, Broadcast, and Internet Influences. *Communication Research*, 28(4), 464-506. Retrieved from <http://www.journalism.wisc.edu/~dshah/CR2001.pdf>.
- Shah, D., McLeod, J., & Lee, N. (2009). Communication competence as a foundation for civic competence: Processes of socialization into citizenship. *Political Communication*, 26, 102-117. DOI:10.1080/10584600802710384
- Shah, D.V., Rojas, H., & Cho, J. (2009). Media and civic participation: On understanding and misunderstanding communication effects. In Bryant, J., & Oliver, M. B. (Eds.). *Media effects: Advances in theory and research*. Routledge.

- Shulman, H. C., & DeAndrea, D. C. (2014). Predicting Success: Revisiting Assumptions about Family Political Socialization. *Communication Monographs*, 81(3), 386-406. DOI: 10.1080/03637751.2014.936478.
- Sigel, R. (1965). Assumptions about the learning of political values. *The Annals of the American Academy of Political and Social Science*, 361(1), 1-9. doi.org/10.1177/000271626536100101.
- Simon, J., & Merrill, B. D. (1998). Political socialization in the classroom revisited: The Kids Voting program. *The Social Science Journal*, 35(1), 29-42. https://doi.org/10.1016/S0362-3319(98)90057-X
- Stolle, D., & Hooghe, M. (2011). Shifting inequalities: Patterns of exclusion and inclusion in emerging forms of political participation. *European Societies*, 13(1), 119-142. DOI: 10.1080/14616696.2010.523476
- Stolle, D., Hooghe, M., & Micheletti, M. (2005). Politics in the supermarket: Political consumerism as a form of political participation. *International political science review*, 26(3), 245-269. DOI: 10.1177/0192512105053784.
- Stone, M. (1974). Cross-validatory choice and assessment of statistical predictions. *Journal of the royal statistical society. Series B (Methodological)*, 111-147.
- Strasburger, V. C. (2009). Why do adolescent health researchers ignore the impact of the media?. *Journal of Adolescent Health*, 44(3), 203-205. DOI:10.1016/j.jadohealth.2008.12.019.
- Stromer-Galley, J. (2003). Diversity of political conversation on the Internet: Users' perspectives. *Journal of Computer-Mediated Communication*, 8(3), 0-0. Retrieved from http://www.researchgate.net/publication/236332843.
- Tabachnick, B.G., & Fidell, L.S. (2007). *Using Multivariate Statistics (5th ed)*. Boston, Massachusetts: Allyn and Bacon/Pearson Education.
- Tedin, K. L. (1980). Assessing peer and parent influence on adolescent political attitudes. *American Journal of Political Science*, 136-154. Retrieved from http://www.jstor.org/stable/2110929.
- The Pew Research Center (2014). *Many in Emerging and Developing Nations Disconnected from Politics Participation Highest in Middle East*. Retrieved on February 25, 2015 from [http://www.pewglobal.org/2014/12/18/many-in-emerging-and-developing-nations-disconnected-from-politics/?utm\\_exp=53098246-2.Lly4CFSVQG2lphsg-KopIg.0&utm\\_referrer=https%3A%2F%2Fwww.google.com%2F](http://www.pewglobal.org/2014/12/18/many-in-emerging-and-developing-nations-disconnected-from-politics/?utm_exp=53098246-2.Lly4CFSVQG2lphsg-KopIg.0&utm_referrer=https%3A%2F%2Fwww.google.com%2F).

- The United Nations (2015). *What do we mean by "youth"?*. Retrieved on December 09, 2015 from <http://www.unesco.org/new/en/social-and-human-sciences/themes/youth/youth-definition/>.
- Torney-Purta, J. (2002). The school's role in developing civic engagement: A study of adolescents in twenty-eight countries. *Applied developmental science*, 6 (4), 203-212. DOI: 10.1207/S1532480XADS0604\_7
- Torney-Purta, J. (2004). Adolescents' political socialization in changing contexts: An international study in the spirit of Nevitt Sanford. *Political psychology*, 25(3), 465-478. DOI: 10.1111/j.1467-9221.2004.00380.x
- Torney-Purta, J., Lehmann, R., Oswald, H., & Schulz, W. (2001). Citizenship and education in twenty-eight countries: Civic knowledge and engagement at age fourteen. *IEA Secretariat, Herengracht 487, 1017 BT, Amsterdam, The Netherlands*. Retrieved from <http://eric.ed.gov/?id=ED452116>.
- UNDP (2012) Enhancing youth political participation throughout the electoral cycle. Retrieved on October 20, 2017 from [http://www.undp.org/content/dam/undp/library/Democratic%20Governance/Electoral%20Systems%20and%20Processes/ENG\\_UN-Youth\\_Guide-LR.pdf](http://www.undp.org/content/dam/undp/library/Democratic%20Governance/Electoral%20Systems%20and%20Processes/ENG_UN-Youth_Guide-LR.pdf)
- Valenzuela, S. (2011). The affective citizen communication model: how emotions engage citizens with politics through media and discussion. (*Doctoral Dissertation, The University of Texas at Austin*). Available on ProQuest Dissertation and Thesis Data Base.
- Valenzuela, S., Bachmann, I., & Aguilar, M. (2016). Socialized for news media use: How family communication, information-processing needs, and gratifications determine adolescents' exposure to news. *Communication Research*, 0093650215623833.
- Valenzuela, S., Park, N., & Kee, K. F. (2009). Is There Social Capital in a Social Network Site?: Facebook Use and College Students' Life Satisfaction, Trust, and Participation1. *Journal of Computer-Mediated Communication*, 14(4), 875-901. DOI: 10.1111/j.1083-6101.2009.01474.x.
- Van Deth, J. W. (2014). A conceptual map of political participation. *Acta Politica*, 49(3), 349-367. DOI:10.1057/ap.2014.6
- Van Deth, J. W., Abendschön, S., & Vollmar, M. (2011). Children and politics: An empirical reassessment of early political socialization. *Political Psychology*, 32(1), 147-174. DOI: 10.1111/j.1467-9221.2010.00798.x

- Vedlitz, A. (1980). Voting and contacting: Two forms of political participation in a suburban community. *Urban Affairs Quarterly*, 16(1), 31-48.
- Verba, S., Nie, N. H., & Kim, J. O. (1978). Participation and political equality: *A seven-nation comparison*. Retrieved from <https://books.google.com.my/books?id=m044AAAAIAAJ&printsec=frontcover#v=onepage&q&f=false>
- Verba, S., Schlozman, K. L., & Brady, H. E. (1995). Voice and equality: *Civic voluntarism in American politics (Vol. 4)*. Cambridge, MA: Harvard University Press. Retrieved from [https://books.google.it/books?id=YFiCO5f0BKAC&printsec=frontcover&hl=it&source=gbs\\_ge\\_summary\\_r&cad=0#v=onepage&q&f=false](https://books.google.it/books?id=YFiCO5f0BKAC&printsec=frontcover&hl=it&source=gbs_ge_summary_r&cad=0#v=onepage&q&f=false)
- Ventura, R. (2001). Family political socialization in multiparty systems. *Comparative Political Studies*, 34(6), 666-691. DOI: 10.1177/0010414001034006004
- Vettehen, P. H., Hagemann, C. P., & Van Snippenburg, L. B. (2004). Political knowledge and media use in the Netherlands. *European Sociological Review*, 20(5), 415-424. <http://www.jstor.org/stable/3559527>
- Vygotsky, L. S. (1978). Interaction between learning and development. In M. Cole, V. John-Steiner, S. Scribner, & E. Souberman (Eds.), *Mind in society. The development of higher psychological processes (pp. 79-91)*. Cambridge, MA: Harvard University Press. Retrieved from <http://www.psy.cmu.edu/~sieglervygotsky78.pdf>.
- Wang, X., Yu, C., & Wei, Y. (2012). Social media peer communication and impacts on purchase intentions: A consumer socialization framework. *Journal of interactive marketing*, 26(4), 198-208. doi:10.1016/j.intmar.2011.11.004
- Wass, H. (2005, August). Generations and socialization into political participation. *In Politics of Participation Conference*.
- Weber, M., & Koehler, C. (2017). Illusions of Knowledge: Media Exposure and Citizens' Perceived Political Competence. *International Journal of Communication*, 11, 17.
- Wold, H. (1982). Soft modeling: the basic design and some extensions. *Systems under indirect observation*, 2, 343.
- Yaghmale, F. (2009). Content validity and its estimation. *Journal of Medical Education*, 3(1).
- Yoon, S. H. (2003). Communication and Context for Civic Participation: Incorporating Online Media, Interpersonal Network, and Community Context in

Civic Socialization. (*PhD Thesis University of Wisconsin—Madison*). Available on ProQuest Dissertation and Thesis Data Base.

- York, C., & Scholl, R. M. (2015). Youth antecedents to news media consumption: Parent and youth newspaper use, news discussion, and long-term news behavior. *Journalism & Mass Communication Quarterly*, 92(3), 681-699. <https://doi.org/10.1177/1077699015588191>
- Youniss, J. (2011). Civic education: What schools can do to encourage civic identity and action. *Applied Developmental Science*, 15(2), 98-103. DOI: 10.1080/10888691.2011.560814.
- Youniss, J., & Yates, M. (1997). *Community service and social responsibility*. Chicago, IL: University of Chicago Press.
- Yusuf, H., Dragomir, M., Thompson, M., Watts, G., Chan, Y. Y., Nissen, C. S., & Tambini, D. (2013). Mapping Digital Media: Pakistan. *Open Society Foundations*. Retrieved from <https://www.opensocietyfoundations.org/sites/default/files/mapping-digital-media-pakistan-20130902.pdf>.
- Zhang, W., & Chia, S. C. (2006). The effects of mass media use and social capital on civic and political participation. *Communication Studies*, 57(3), 277-297. DOI:10.1080/10510970600666974.
- Zhao, X., Lynch, J. G., & Chen, Q. (2010). Reconsidering Baron and Kenny: Myths and truths about mediation analysis. *Journal of Consumer Research* 37, 197-210
- Zhou, Y. (2009). The Role of Communication in Political Participation: Exploring the Social Normative and Cognitive Processes Related to Political Behaviors (*Doctoral dissertation, Washington State University*). Retrieved from [http://www.dissertations.wsu.edu/thesis/summer2009/y\\_zhou\\_061009.pdf](http://www.dissertations.wsu.edu/thesis/summer2009/y_zhou_061009.pdf)

## **Appendix A**

### **Questionnaire**

Dear Participant,

I am a Doctoral student of Media Management at the School of Multimedia Technology and Communication, Universiti Utara Malaysia. I am seeking your cooperation to respond to the attached survey on **“The Role of Media And Other Basic Agents In Pakistani Youth’s Political Socialization: Merging The Situated Learning Theory And The Communication Mediation Model”**.

This survey is part of the university requirement for the completion of my thesis. The questionnaire will take about 10 minutes to complete. Instructions for filling it can be found on the questionnaire.

I would appreciate it if you could complete and return the questionnaire. Please be assured that all information provided will be treated with utmost confidentiality and strictly used for academic purpose.

Thank you for your time, cooperation and participation.

For further enquiries, please you may contact any of the following:

**Sumera Memon**  
School of Multimedia Technology  
and Communication  
Universiti Utara Malaysia  
sumeralrk@gmail.com

**Dr. Mohd Sobhi bin Ishak**  
School of Multimedia Technology  
and Communication  
Universiti Utara Malaysia.  
[msobhi@uum.edu.my](mailto:msobhi@uum.edu.my)

**Dr. Norsiah binti Abdul Hamid**  
School of Multimedia Technology and Communication  
Universiti Utara Malaysia  
[nor1911@uum.edu.my](mailto:nor1911@uum.edu.my)

#### **SECTION A: FAMILY COMMUNICATIVE ENVIRONMENT**

This refers to an open discussion climate in the home, where you feel free to talk about political and social issues with family members. Please use the scale provided below to indicate your level of agreement or disagreement with each statement by circling [O] it.

Strongly Disagree 1	Disagree 2	Somewhat Disagree 3	Neither Agree or Disagree 4	Somewhat Agree 5	Agree 6	Strongly Agree 7
---------------------------	---------------	---------------------------	--------------------------------------	------------------------	------------	---------------------

## SECTION B: CLASSROOM ACTIVITIES

No.	Items	SD	D	SWD	NA or DA	SWA	A	SA
01	My parents often say something like “You should always look at both sides of an issue.”	1	2	3	4	5	6	7
02	My parents encourage me to question their ideas and beliefs.	1	2	3	4	5	6	7
03	My parents often ask my opinion when the family is talking about something.	1	2	3	4	5	6	7
04	My parents often say something like “Every member of the family should have to participate in family decisions.”	1	2	3	4	5	6	7
05	My parents say that getting my idea across is important even if others don't like it	1	2	3	4	5	6	7

<b>06</b>	My parents admit that kids know more about some things than parents do.	1	2	3	4	5	6	7
-----------	---	---	---	---	---	---	---	---

These are the activities in which you may experience certain types of societal behavior in classroom. Please use the scales provided below to indicate your level of agreement or disagreement with each statement by circling [O] it.

<b>Strongly Disagree</b>	<b>Disagree</b>	<b>Somewhat Disagree</b>	<b>Neither Agree or Disagree</b>	<b>Somewhat Agree</b>	<b>Agree</b>	<b>Strongly Agree</b>
<b>1</b>	<b>2</b>	<b>3</b>	<b>4</b>	<b>5</b>	<b>6</b>	<b>7</b>
<b>No.</b>		<b>Items</b>		<b>SD</b>	<b>DA</b>	<b>SA</b>
					<b>or</b>	
					<b>DA</b>	

<b>01</b>	Learning about how government works	1	2	3	4	5	6	7
<b>02</b>	Discussing/debating political or social issues	1	2	3	4	5	6	7
<b>03</b>	Participating in political activities	1	2	3	4	5	6	7
<b>04</b>	Following the news as part of a class assignment	1	2	3	4	5	6	7
<b>05</b>	Being encouraged decide about issues	1	2	3	4	5	6	7

### SECTION C: PEER NORMS

A peer norm means your perception about your friends as valuing knowledge about current affairs as well as political activities. Please use the scales provided below to



indicate your level of agreement or disagreement with each statement by circling [O]  
it.

Strongly Disagree 1	Disagree 2	Somewhat Disagree 3	Neither Agree or Disagree 4	Somewhat Agree 5	Agree 6	Strongly Agree 7
---------------------------	---------------	---------------------------	--------------------------------------	------------------------	------------	------------------------

#### SECTION D: INFORMATIONAL MEDIA USE

No.	Items	SD	D	SWD	NA	SWA	A	SA
					or DA			
01	Among my friends, it is important to know what's going on in the world.	1	2	3	4	5	6	7
02	Among my friends, it is important to attend political meetings, rallies, demonstrations, boycotts, or marches.	1	2	3	4	5	6	7
03	Among my friends, it is important to sign a political petition.	1	2	3	4	5	6	7
04	Among my friends, it is important to wear a campaign button or t-shirt.	1	2	3	4	5	6	7
05	Among my friends, it is important to contribute money to a campaign.	1	2	3	4	5	6	7
06	Among my friends, it is important to vote.	1	2	3	4	5	6	7

This refers to your watching or reading news content from online and offline media.

Please use the scales provided below to indicate your frequency level for using informational media content with each statement by circling [O] it.

	<b>Never</b> <b>1</b>	<b>Rarely</b> <b>2</b>	<b>Occasionally</b> <b>3</b>	<b>Sometimes</b> <b>4</b>	<b>Frequently</b> <b>5</b>	<b>Usually</b> <b>6</b>	<b>Every time</b> <b>7</b>
<b>No.</b>	<b>Items</b>						
	<b>N</b>	<b>R</b>	<b>O</b>	<b>S</b>	<b>F</b>	<b>U</b>	<b>ET</b>
<b>01</b>	How often do you watch national network TV news to get information about events, public issues and politics?						
	1	2	3	4	5	6	7
<b>02</b>	How often do you watch Local TV news to get information about events, public issues and politics?						
	1	2	3	4	5	6	7
<b>03</b>	How often do you read printed local newspaper to get information about events, public issues and politics?						
	1	2	3	4	5	6	7
<b>04</b>	How often do you read printed national newspaper to get information about events, public issues and politics?						
	1	2	3	4	5	6	7
<b>05</b>	How often do you read online newspaper to get information about events, public issues and politics?						
	1	2	3	4	5	6	7

## SECTION E: INTERPERSONAL COMMUNICATION

Interpersonal Communication consists of your talk (face-to-face and online messaging) about political and social issues with your family, friend and outsiders. Please use the scales provided below to indicate your frequency level of political talk with each statement by circling [O] it.

Never	Rarely	Occasionally	Sometimes	Frequently	Usually	Every time
1	2	3	4	5	6	7

#### SECTION F: POLITICAL KNOWLEDGE

No.	Items	N	R	O	S	F	U	ET
01	How often do you talk about political issues with family members?	1	2	3	4	5	6	7
02	How often do you talk about political issues with friends?	1	2	3	4	5	6	7
03	How often do you talk about political issues with adults outside their family?	1	2	3	4	5	6	7
04	How often do you talk about political issues with people who disagreed with them?	1	2	3	4	5	6	7
05	How often do you talk about political issues by exchanging emails with friends and family?	1	2	3	4	5	6	7
06	How often do you talk about political issues by reading comments by other people or comments posted on a news website, political blog or social media?	1	2	3	4	5	6	7
07	How often do you talk about political issues by sending or receiving text messages about politics?	1	2	3	4	5	6	7

Political knowledge is the factual political information which you learn in home, school, from friends, and also from informational media use. It could be about

**08** How often do you talk about political issues by forwarding or receiving a link to a political video or news article?

1 2 3 4 5 6 7

politicians or political parties, elections, government institutions, government policies or any general political knowledge. Please circle [O] an appropriate option.

No.	Items	Responses				
01	What is the name of the current finance minister of Pakistan?	Muhammad Ishaque Dar	Pervaiz Rasheed	Muhammad Yousif	Shaikh Rashid	Don't Know
02	What is the name of the education minister of Pakistan?	Zahid Hamid	Akram Khan	Muhammad Baligh ur Rehman	Aitzaz Ahsan	Don't Know
03	Name the second largest party in the national assembly?	PPP	PML (N)	PTI	JUI	Don't Know
04	Name the opposition party in Sindh assembly?	MQM	PML(F)	PTI	PML(N)	Don't Know
05	How much portion do you think a person on a low income pays in income tax?	Same proportion	Smaller proportion	Bigger proportion	Don't pay	Don't Know
06	Do you know who is entitled to vote in elections for selecting chief minister?	MPA	MNA	Common Public	President	Don't Know
07	For how many years National assembly is elected in Pakistan?	5 years	3 Years	6 Years	4years	Don't Know
08	Whose responsibility is to determine if the law is constitutional or not?	President	Parliament	Supreme court	Senate Chairmanship	Don't Know
09	Which body is responsible to hold election?	Election Commission of Pakistan	Pakistan army	Supreme court	National Accountability Bureau	Don't Know
10	Who is deputy speaker of national assembly?					

## SECTION G: POLITICAL PARTICIPATION

Political participation is the political activities, which you have engaged in or not engaged during the past 2 years. Please circle [O] an appropriate option for each statement below.

## SECTION H. BASIC DEMOGRAPHICS

No.	Items	Yes	No
01	Voted in the 2013 general election	1	2
02	Spoke with public officials in person	1	2
03	Called or sent a letter to elected public officials	1	2
04	Participated in any demonstrations or protests	1	2
05	Attended a political meeting, rally, or speech	1	2
06	Encouraged someone to vote	1	2
07	Wore a campaign button or T-shirt related to a political or social cause	1	2
08	Displayed any campaign sticker or sign related to a political or social cause	1	2
09	Worked for a political party or candidate	1	2
10	Was involved in political action groups, party committees, or political clubs	1	2
11	Participated in any local actions	1	2

**1. Age**

- a. 18 - 25 years ☐
- b. 24 – 28 years ☐
- c. 29 – 35 ☐

**2. Gender**

- a. Male ☐
- b. Female ☐

**3. Education**

- a. Bachelors ☐
- b. Masters ☐
- c. MPhil ☐
- d. PhD ☐

**4. Ethnicity**

- a. Sindhi ☐
- b. Punjabi ☐
- c. Urdu Speaking ☐
- d. Baloch ☐
- e. Others (Please Specify).....

**5. District**

Please Specify.....

**6. Department**

Please Specify.....

## Appendix B

### Number of Students in University of Sindh

UNIVERSITY OF SINDH, JAMSHORO  
STATEMENT SHOWING NUMBER OF STUDENTS (MALE FEMALE) ADMITTED IN VARIOUS COURSES OF STUDIES DURING THE ACADEMIC YEAR 2015  
**FACULTY OF SOCIAL SCIENCES**

S#	DISCIPLINE	Part-I			Part-II			Part-III			Part-IV			Previous			Final(P)			M.Phil			Ph.D			GRAND TOTAL		
		M	F	Total	M	F	Total	M	F	Total	M	F	Total	M	F	Total	M	F	Total	M	F	Total	M	F	Total	M	F	Total
1	Economics	107	16	123	82	6	88	64	12	76	61	11	72	32	10	42	26	9	35	14	6	20	6	2	8	392	72	464
2	General History	30	3	33	22	1	23	6	2	8	4	3	7	1	0	1	1	0	1	0	0	0	0	0	0	64	9	73
3	Gender Studies	14	6	20	9	1	10	0	0	0	0	0	0	0	0	0	0	0	0	3	4	7	0	0	0	26	11	37
4	Home Economics	0	0	0	0	0	0	0	0	0	0	0	0	0	3	3	0	2	2	0	0	0	0	0	0	0	5	5
5	International Relations	66	14	80	53	5	58	37	5	42	34	6	40	22	4	26	11	3	14	4	0	4	0	0	0	227	37	264
6	Library & Information Science	88	21	109	75	12	87	0	0	0	0	0	0	58	27	85	0	0	0	0	0	0	0	0	0	221	60	281
7	MLIS	0	0	0	0	0	0	0	0	0	0	0	0	0	0	0	30	14	0	0	0	0	0	0	0	30	14	44
8	Mass Communication	103	19	122	77	22	99	60	12	72	54	19	73	49	9	58	17	6	23	10	3	13	0	0	0	370	90	460
9	Political Science	59	12	71	39	4	43	24	6	30	32	6	38	11	1	12	5	2	7	2	2	4	0	0	0	172	33	205
10	Psychology	1	0	1	2	0	2	3	1	4	3	1	4	7	1	8	0	0	0	0	0	0	0	0	0	16	3	19
11	Public Administration	96	11	107	72	6	78	55	9	64	45	7	52	74	18	92	50	7	57	16	6	22	1	1	2	409	65	474
12	Sociology	75	12	87	53	10	63	53	11	64	68	6	74	28	2	30	17	2	19	31	8	39	0	0	0	325	51	376
13	Social Work	57	8	65	49	5	54	66	10	76	75	11	86	11	0	11	8	3	11	6	1	7	0	0	0	272	38	310
14	Rural Development Studies	49	1	50	28	2	30	37	3	40	40	4	44	0	0	0	0	0	0	0	0	0	0	0	0	154	10	164
15	Pakistan Study	0	0	0	0	0	0	0	0	0	0	0	0	51	27	78	51	27	78	9	1	10	2	0	2	113	55	168
16	Women Development Studies	0	0	0	0	0	0	0	0	0	0	0	0	0	0	0	0	0	0	0	0	0	0	0	0	0	0	0
17	Development Studies	0	0	0	0	0	0	0	0	0	0	0	0	0	0	0	0	0	0	0	0	0	0	0	0	0	0	0
18	Criminology	79	7	86	63	4	67	50	0	50	0	0	0	0	0	0	0	0	0	0	0	0	0	0	0	12	0	12
	Sub Total	824	130	954	624	78	702	455	71	526	416	74	490	344	102	446	216	75	247	107	31	138	9	3	12	2995	564	3559
EVENING PROGRAM		M	F	Total	M	F	Total	M	F	Total	M	F	Total	M	F	Total	M	F	Total	M	F	Total	M	F	Total	M	F	Total
16	Public Administration	0	0	0	0	0	0	13	0	13	51	1	52	0	0	0	0	0	0	0	0	0	0	0	0	64	1	65
17	PGD-Public Administration	0	0	0	0	0	0	0	0	0	0	0	0	0	0	0	0	0	0	0	0	0	0	0	0	0	0	0
18	Criminology	0	0	0	0	0	0	0	0	0	0	0	0	43	0	43	15	1	16	0	0	0	0	0	0	58	1	59
19	PGD-Community Development	0	0	0	0	0	0	0	0	0	0	0	0	0	0	0	0	0	0	0	0	0	0	0	0	0	0	0
	Grand Total	824	130	954	624	78	702	468	71	539	467	75	542	387	102	489	231	76	263	107	31	138	9	3	12	3117	566	3683

## Appendix C

### Number of Students in Shah Abdul Latif University Khairpur

**Discipline/Subject wise active Enrollment (Both morning and evening programs) during: -**

Name of Campus/ Department	Subject	Year of Education	Level of Education	[July 2013 to June 2014]				[July 2014 to June 2015]			
				Pakistani Students		Foreign Students		Pakistani Students		Foreign Students	
				M	F	M	F	M	F	M	F
Main Campus	Economics	4	<b>Bachelor</b> 1 <sup>st</sup> Year (1 <sup>st</sup> Semester)	86	4			78	3		
			2 <sup>nd</sup> Year (3 <sup>rd</sup> Semester)	88	0			85	4		
			3 <sup>rd</sup> Year (5 <sup>th</sup> Semester)	59	2			60	0		
			4 <sup>th</sup> Year (7 <sup>th</sup> Semester)	31	4			43	2		
			5 <sup>th</sup> Year (9 <sup>th</sup> Semester)								
		2	<b>Master</b> 16 years of Education: 1 <sup>st</sup> Year (1 <sup>st</sup> Semester)	9	0			5	3		
			2 <sup>nd</sup> Year (3 <sup>rd</sup> Semester)	6	1			9	0		
			<b>Master (H)</b> 16+ yrs. of Edu								
			1 <sup>st</sup> Year (1 <sup>st</sup> Semester)								
			2 <sup>nd</sup> Year (3 <sup>rd</sup> Semester)								
			3 <sup>rd</sup> Year (5 <sup>th</sup> Semester)								
		1	<b>M. Phil</b> 1 <sup>st</sup> Year (1 <sup>st</sup> Semester)	30	2			31	4		
			2 <sup>nd</sup> Year (3 <sup>rd</sup> Semester)	18	1			30	2		
		1	<b>PhD</b> 1 <sup>st</sup> Year (1 <sup>st</sup> Semester)	0	0			1	0		
			Already enrolled Maximum upto 5 years of enrollment)	7	3			7	3		
			<b>Post Graduate Diplomas</b>								
			Others If any (please specify)								
			<b>Total</b>	334	17	0	0	349	21	0	0
Grand total											721



**Discipline/Subject wise active Enrollment (Both morning and evening programs) during:**

Name of Campus/ Department	Subject	Year of Education	Level of Education	[July 2013 to June 2014]				[July 2014 to June 2015]			
				Pakistani Students		Foreign Students		Pakistani Students		Foreign Students	
				M	F	M	F	M	F	M	F
Main Campus	International Relations	4	<b>Bachelor</b> 1 <sup>st</sup> Year (1 <sup>st</sup> Semester)	65	2			68	2		
			2 <sup>nd</sup> Year (3 <sup>rd</sup> Semester)	65	0			65	2		
			3 <sup>rd</sup> Year (5 <sup>th</sup> Semester)	55	0			39	0		
			4 <sup>th</sup> Year (7 <sup>th</sup> Semester)	11	0			19	0		
			5 <sup>th</sup> Year (9 <sup>th</sup> Semester)								
		2	<b>Master</b> 16 years of Education: 1 <sup>st</sup> Year (1 <sup>st</sup> Semester)	2	1			2	0		
			2 <sup>nd</sup> Year (3 <sup>rd</sup> Semester)	2	0			2	1		
			<b>Master (H)</b> 16+ yrs. of Edu								
			1 <sup>st</sup> Year (1 <sup>st</sup> Semester)								
			2 <sup>nd</sup> Year (3 <sup>rd</sup> Semester)								
			3 <sup>rd</sup> Year (5 <sup>th</sup> Semester)								
		1	<b>M. Phil</b> 1 <sup>st</sup> Year (1 <sup>st</sup> Semester)	6	0			8	1		
			2 <sup>nd</sup> Year (3 <sup>rd</sup> Semester)	5	1			6	0		
		1	<b>PhD</b> 1 <sup>st</sup> Year (1 <sup>st</sup> Semester)	0	0			1	0		
			Already enrolled Maximum upto 5 years of enrollment)	3	1			3	1		
			<b>Post Graduate Diplomas</b>								
			Others If any (please specify)								
			<b>Total</b>	214	5	0	0	213	7	0	0
Grand Total											439

**Discipline/Subject wise active Enrollment (Both morning and evening programs) during:**

Name of Campus/ Department	Subject	Year of Education	Level of Education	[July 2013 to June 2014]				[July 2014 to June 2015]			
				Pakistani Students		Foreign Students		Pakistani Students		Foreign Students	
				M	F	M	F	M	F	M	F
Main Campus	Media Studies	4	<b>Bachelor</b> 1 <sup>st</sup> Year (1 <sup>st</sup> Semester)	49	2			61	2		
			2 <sup>nd</sup> Year (3 <sup>rd</sup> Semester)	30	1			49	2		
			3 <sup>rd</sup> Year (5 <sup>th</sup> Semester)	18	0			12	0		
			4 <sup>th</sup> Year (7 <sup>th</sup> Semester)	20	0			12	0		
			5 <sup>th</sup> Year (9 <sup>th</sup> Semester)								
		2	<b>Master</b> 16 years of Education: 1 <sup>st</sup> Year (1 <sup>st</sup> Semester)	2	0			4	2		
			2 <sup>nd</sup> Year (3 <sup>rd</sup> Semester)	6	0			1	0		
			<b>Master (H)</b> 16+ yrs. of Edu								
			1 <sup>st</sup> Year (1 <sup>st</sup> Semester)								
			2 <sup>nd</sup> Year (3 <sup>rd</sup> Semester)								
			3 <sup>rd</sup> Year (5 <sup>th</sup> Semester)								
		1	<b>M. Phil</b> 1 <sup>st</sup> Year (1 <sup>st</sup> Semester)	0	0			10	1		
			2 <sup>nd</sup> Year (3 <sup>rd</sup> Semester)					0	0		
			<b>PhD</b> 1 <sup>st</sup> Year (1 <sup>st</sup> Semester)								
			Already enrolled Maximum upto 5 years of enrollment)								
			<b>Post Graduate Diplomas</b>								
			Others If any (please specify)								
			<b>Total</b>	125	3	0	0	149	7	0	0
											284

**Discipline/Subject wise active Enrollment (Both morning and evening programs) during:**

Name of Campus/ Department	Subject	Year of Education	Level of Education	[July 2013 to June 2014]				[July 2014 to June 2015]			
				Pakistani Students		Foreign Students		Pakistani Students		Foreign Students	
				M	F	M	F	M	F	M	F
Main Campus	Pakistan Studies		<b>Bachelor</b> 1 <sup>st</sup> Year (1 <sup>st</sup> Semester)								
			2 <sup>nd</sup> Year (3 <sup>rd</sup> Semester)								
			3 <sup>rd</sup> Year (5 <sup>th</sup> Semester)								
			4 <sup>th</sup> Year (7 <sup>th</sup> Semester)								
			5 <sup>th</sup> Year (9 <sup>th</sup> Semester)								
		2	<b>Master</b> 16 years of Education: 1 <sup>st</sup> Year (1 <sup>st</sup> Semester)	49	5			56	15		
			2 <sup>nd</sup> Year (3 <sup>rd</sup> Semester)	30	10			49	5		
			<b>Master (H)</b> 16+ yrs. of Edu								
			1 <sup>st</sup> Year (1 <sup>st</sup> Semester)								
			2 <sup>nd</sup> Year (3 <sup>rd</sup> Semester)								
			3 <sup>rd</sup> Year (5 <sup>th</sup> Semester)								
		1	<b>M. Phil</b> 1 <sup>st</sup> Year (1 <sup>st</sup> Semester)	15	0			24	1		
			2 <sup>nd</sup> Year (3 <sup>rd</sup> Semester)	10	1			15	0		
			<b>PhD</b> 1 <sup>st</sup> Year (1 <sup>st</sup> Semester)								
			Already enrolled Maximum upto 5 years of enrollment)								
			<b>Post Graduate Diplomas</b>								
			Others If any (please specify)								
			<b>Total</b>	104	16	0	0	144	21	0	0
											285

Discipline/Subject wise active Enrollment (Both morning and evening programs) during:

Name of Campus/ Department	Subject	Year of Education	Level of Education	[July 2013 to June 2014]				[July 2014 to June 2015]			
				Pakistani Students		Foreign Students		Pakistani Students		Foreign Students	
				M	F	M	F	M	F	M	F
Main Campus	Political Science	4	<b>Bachelor</b> 1 <sup>st</sup> Year (1 <sup>st</sup> Semester)	30	3			53	1		
			2 <sup>nd</sup> Year (3 <sup>rd</sup> Semester)	24	0			30	3		
			3 <sup>rd</sup> Year (5 <sup>th</sup> Semester)	11	0			16	0		
			4 <sup>th</sup> Year (7 <sup>th</sup> Semester)	4	0			5	0		
			5 <sup>th</sup> Year (9 <sup>th</sup> Semester)								
		2	<b>Master</b> 16 years of Education: 1 <sup>st</sup> Year (1 <sup>st</sup> Semester)	2	0			6	2		
			2 <sup>nd</sup> Year (3 <sup>rd</sup> Semester)	0	0			2	0		
			<b>Master (H)</b> 16+ yrs. of Edu								
			1 <sup>st</sup> Year (1 <sup>st</sup> Semester)								
			2 <sup>nd</sup> Year (3 <sup>rd</sup> Semester)								
			3 <sup>rd</sup> Year (5 <sup>th</sup> Semester)								
		1	<b>M. Phil</b> 1 <sup>st</sup> Year (1 <sup>st</sup> Semester)	4	2			5	2		
			2 <sup>nd</sup> Year (3 <sup>rd</sup> Semester)	2	1			4	2		
		1	<b>PhD</b> 1 <sup>st</sup> Year (1 <sup>st</sup> Semester)	0	0			0	0		
			Already enrolled Maximum upto 5 years of enrollment)	0	0			0	0		
			<b>Post Graduate Diplomas</b>								
			Others If any (please specify)								
			<b>Total</b>	77	6	0	0	121	10	0	0
											214

**Discipline/Subject wise active Enrollment (Both morning and evening programs) during:**

Name of Campus/ Department	Subject	Year of Education	Level of Education	[July 2013 to June 2014]				[July 2014 to June 2015]			
				Pakistani Students		Foreign Students		Pakistani Students		Foreign Students	
				M	F	M	F	M	F	M	F
Main Campus	Sociology		<b>Bachelor</b> 1 <sup>st</sup> Year (1 <sup>st</sup> Semester)								
			2 <sup>nd</sup> Year (3 <sup>rd</sup> Semester)								
			3 <sup>rd</sup> Year (5 <sup>th</sup> Semester)								
			4 <sup>th</sup> Year (7 <sup>th</sup> Semester)								
			5 <sup>th</sup> Year (9 <sup>th</sup> Semester)								
		2	<b>Master</b> 16 years of Education: 1 <sup>st</sup> Year (1 <sup>st</sup> Semester)	9	2			16	5		
			2 <sup>nd</sup> Year (3 <sup>rd</sup> Semester)	12	1			9	2		
			<b>Master (H)</b> 16+ yrs. of Edu								
			1 <sup>st</sup> Year (1 <sup>st</sup> Semester)								
			2 <sup>nd</sup> Year (3 <sup>rd</sup> Semester)								
			3 <sup>rd</sup> Year (5 <sup>th</sup> Semester)								
			<b>M. Phil</b> 1 <sup>st</sup> Year (1 <sup>st</sup> Semester)								
			2 <sup>nd</sup> Year (3 <sup>rd</sup> Semester)								
			<b>PhD</b>								
			1 <sup>st</sup> Year (1 <sup>st</sup> Semester)								
			Already enrolled Maximum upto 5 years of enrollment)								
			<b>Post Graduate Diplomas</b>								
			Others If any (please specify)								
			<b>Total</b>	21	3	0	0	25	7	0	0

Discipline/Subject wise active Enrollment (Both morning and evening programs) during:

Name of Campus/ Department	Subject	Year of Education	Level of Education	[July 2013 to June 2014]				[July 2014 to June 2015]			
				Pakistani Students		Foreign Students		Pakistani Students		Foreign Students	
				M	F	M	F	M	F	M	F
Main Campus	Gender Studies		<b>Bachelor</b> 1 <sup>st</sup> Year (1 <sup>st</sup> Semester)								
			2 <sup>nd</sup> Year (3 <sup>rd</sup> Semester)								
			3 <sup>rd</sup> Year (5 <sup>th</sup> Semester)								
			4 <sup>th</sup> Year (7 <sup>th</sup> Semester)								
			5 <sup>th</sup> Year (9 <sup>th</sup> Semester)								
		2	<b>Master</b> 16 years of Education: 1 <sup>st</sup> Year (1 <sup>st</sup> Semester)	1	4			2	2		
			2 <sup>nd</sup> Year (3 <sup>rd</sup> Semester)	9	2			1	4		
			<b>Master (H)</b> 16+ yrs. of Edu								
			1 <sup>st</sup> Year (1 <sup>st</sup> Semester)								
			2 <sup>nd</sup> Year (3 <sup>rd</sup> Semester)								
			3 <sup>rd</sup> Year (5 <sup>th</sup> Semester)								
			<b>M. Phil</b> 1 <sup>st</sup> Year (1 <sup>st</sup> Semester)								
			2 <sup>nd</sup> Year (3 <sup>rd</sup> Semester)								
			<b>PhD</b>								
			1 <sup>st</sup> Year (1 <sup>st</sup> Semester)								
			Already enrolled Maximum upto 5 years of enrollment)								
		1	<b>Post Graduate Diplomas</b>	3	4			2	4		
			Others If any (please specify)								
			<b>Total</b>	13	10	0	0	5	10	0	0

**Discipline/Subject wise active Enrollment (Both morning and evening programs)during:**

Name of Campus/ Department	Subject	Year of Education	Level of Education	[July 2013 to June 2014]				[July 2014 to June 2015]			
				Pakistani Students		Foreign Students		Pakistani Students		Foreign Students	
				M	F	M	F	M	F	M	F
Main Campus	Shaheed Zulfiqar Ali Bhutto School of LAW	5	<b>Bachelor</b> 1 <sup>st</sup> Year (1 <sup>st</sup> Semester)	43	2			49	3		
			2 <sup>nd</sup> Year (3 <sup>rd</sup> Semester)	25	1			43	2		
			3 <sup>rd</sup> Year (5 <sup>th</sup> Semester)	26	1			25	1		
			4 <sup>th</sup> Year (7 <sup>th</sup> Semester)					26	1		
			5 <sup>th</sup> Year (9 <sup>th</sup> Semester)								
			<b>Master</b> 16 years of Education:1 <sup>st</sup> Year (1 <sup>st</sup> Semester)								
			2 <sup>nd</sup> Year (3 <sup>rd</sup> Semester)								
			<b>Master (H)</b> 16+ yrs. of Edu								
			1 <sup>st</sup> Year (1 <sup>st</sup> Semester)								
			2 <sup>nd</sup> Year (3 <sup>rd</sup> Semester)								
			3 <sup>rd</sup> Year (5 <sup>th</sup> Semester)								
			<b>M. Phil</b> 1 <sup>st</sup> Year(1 <sup>st</sup> Semester)								
			2 <sup>nd</sup> Year(3 <sup>rd</sup> Semester)								
			<b>PhD</b>								
			1 <sup>st</sup> Year (1 <sup>st</sup> Semester)								
			Already enrolled Maximum upto 5 years of enrollment)								
			<b>Post Graduate Diplomas</b>								
			Others If any (please specify)								
			<b>Total</b>	94	4	0	0	143	7	0	0
											249

**Appendix D**  
**Normality test Results**

**Normality Test**

	N	Minimum	Maximum	Mean	Std. Deviation	Skewness		Kurtosis	
	Statistic	Statistic	Statistic	Statistic	Statistic	Statistic	Std. Error	Statistic	Std. Error
FCE_Mean	288	2	7	4.86	1.109	-.222	.144	-.595	.286
CA_Mean	288	2	7	4.75	1.105	-.196	.144	-.565	.286
PN_Mean	288	2	7	4.38	1.070	.005	.144	-.773	.286
IMU_Mean	288	2	7	4.52	1.085	-.155	.144	-.690	.286
IC_Mean	288	1	7	3.58	1.258	.113	.144	-.627	.286
PK_Sum	288	0	9	5.17	1.844	-.693	.144	.484	.286
PP_Sum	288	1	11	4.26	2.564	.607	.144	-.485	.286
Valid N (listwise)	288								



## Appendix E

### Multicollinearity Test Results

		Correlations						
		FCE_Mean	CA_Mean	PN_Mean	IMU_Mean	IC_Mean	PK_Sum	PP_Sum
FCE_Mean	Pearson Correlation	1	.504**	.349**	.316**	.186**	.028	.076
	Sig. (2-tailed)		.000	.000	.000	.002	.638	.200
	N	288	288	288	288	288	288	288
CA_Mean	Pearson Correlation	.504**	1	.348**	.299**	.289**	.007	-.079
	Sig. (2-tailed)	.000		.000	.000	.000	.900	.179
	N	288	288	288	288	288	288	288
PN_Mean	Pearson Correlation	.349**	.348**	1	.323**	.403**	-.066	.138*
	Sig. (2-tailed)	.000	.000		.000	.000	.263	.019
	N	288	288	288	288	288	288	288
IMU_Mean	Pearson Correlation	.316**	.299**	.323**	1	.392**	.063	.079
	Sig. (2-tailed)	.000	.000	.000		.000	.284	.180
	N	288	288	288	288	288	288	288
IC_Mean	Pearson Correlation	.186**	.289**	.403**	.392**	1	-.065	.152**
	Sig. (2-tailed)	.002	.000	.000	.000		.274	.010
	N	288	288	288	288	288	288	288
PK_Sum	Pearson Correlation	.028	.007	-.066	.063	-.065	1	-.055
	Sig. (2-tailed)	.638	.900	.263	.284	.274		.353
	N	288	288	288	288	288	288	288
PP_Sum	Pearson Correlation	.076	-.079	.138*	.079	.152**	-.055	1
	Sig. (2-tailed)	.200	.179	.019	.180	.010	.353	
	N	288	288	288	288	288	288	288

\*\* . Correlation is significant at the 0.01 level (2-tailed).

\* . Correlation is significant at the 0.05 level (2-tailed).

## Appendix F

### Smart PLS Output of Measurement model

#### F Square

	CA	FCE	IC	IMU	PK	PN	PP
CA				0.019			0.055
FCE				0.038			0.012
IC					0.014		0.029
IMU			0.170		0.015		
PK							0.001
PN				0.066			0.010
PP							

#### Construct Reliability and Validity

CA	0.720	0.745	0.824	0.542
FCE	0.726	0.773	0.827	0.547
IC	0.812	0.872	0.858	0.502
IMU	0.768	0.783	0.851	0.589
PK	1.000	1.000	1.000	1.000
PN	0.527	0.541	0.761	0.519
PP	1.000	1.000	1.000	1.000

#### Fornell-Larcker Criterion

	CA	FCE	IC	IMU	PK	PN	PP
CA	0.736						
FCE	0.412	0.739					
IC	0.228	0.221	0.709				
IMU	0.279	0.331	0.382	0.767			
PK	0.041	0.023	-0.074	0.085	1.000		
PN	0.245	0.310	0.314	0.340	-0.072	0.720	
PP	-0.135	0.087	0.179	0.063	-0.055	0.136	1.000

### Cross Loadings

	CA	FCE	IC	IMU	PK	PN	PP
CA1	0.836	0.310	0.141	0.216	0.111	0.188	-0.168
CA2	0.766	0.231	0.116	0.192	0.009	0.120	-0.109
CA3	0.610	0.285	0.275	0.145	-0.068	0.257	-0.024
CA5	0.714	0.386	0.191	0.249	0.020	0.191	-0.067
FCE2	0.308	0.662	0.121	0.178	0.033	0.262	0.138
FCE3	0.330	0.845	0.269	0.332	0.067	0.249	0.082
FCE4	0.297	0.754	0.165	0.191	-0.100	0.213	-0.004
FCE5	0.289	0.683	0.055	0.233	0.022	0.195	0.031
IC2	0.166	0.231	0.755	0.457	-0.035	0.279	0.160
IC3	0.283	0.192	0.723	0.264	-0.071	0.195	-0.004
IC4	0.231	0.199	0.721	0.211	-0.090	0.292	0.118
IC5	0.168	0.130	0.643	0.188	-0.078	0.218	0.098
IC7	0.083	0.042	0.725	0.176	-0.080	0.157	0.133
IC8	0.025	0.064	0.679	0.138	0.022	0.138	0.243
IMU1	0.278	0.358	0.228	0.732	0.031	0.261	-0.043
IMU2	0.194	0.155	0.245	0.689	0.053	0.168	0.030
IMU3	0.191	0.181	0.342	0.828	0.062	0.250	0.105
IMU4	0.195	0.295	0.344	0.813	0.106	0.335	0.092
PK_Sum	0.041	0.023	-0.074	0.085	1.000	0.072	-0.055
PN4	0.218	0.248	0.134	0.254	-0.049	0.745	0.021
PN5	0.175	0.260	0.325	0.261	-0.107	0.799	0.152
PN6	0.136	0.154	0.197	0.217	0.012	0.601	0.110
PP_Sum	-0.135	0.087	0.179	0.063	-0.055	0.136	1.000

## Appendix G

### PEW Research Centre Report

December 18, 2014

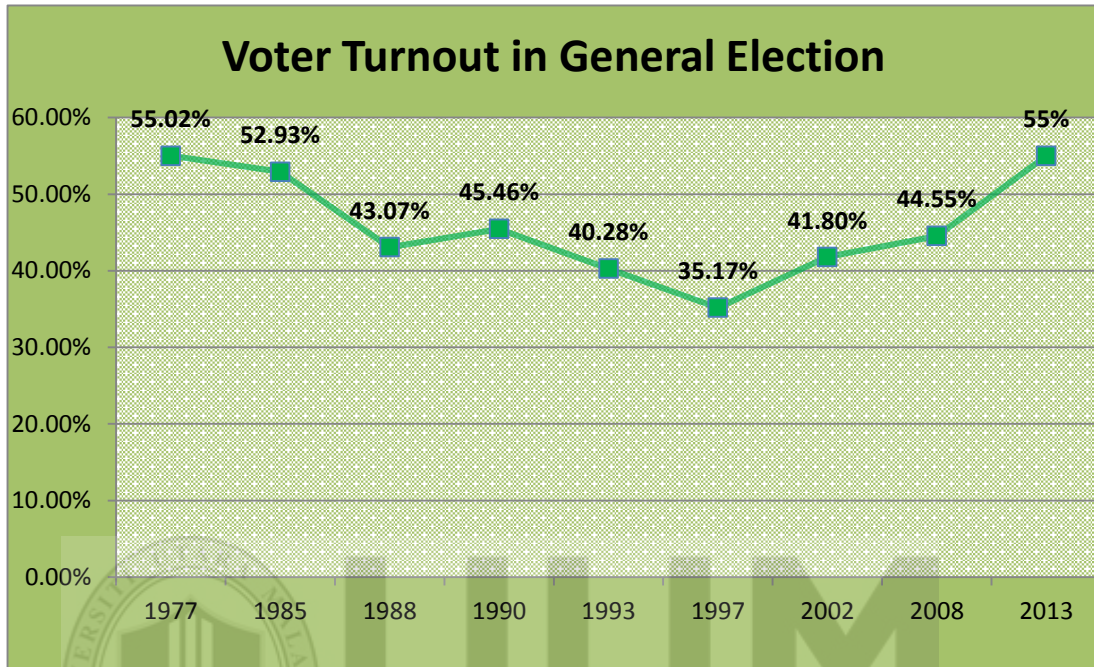
#### Political Engagement

*People who have \_\_\_ in the past*

	Voted in an election	Attended a campaign event or speech	Participated in an organized protest	Been an active member of a political organization	Contacted a gov't official	Participated in labor strikes	Signed a petition about a political issue	Phoned a radio/TV show to express an opinion	Posted online comments on political issues	Posted online links to political articles
<b>Middle East</b>	%	%	%	%	%	%	%	%	%	%
Turkey	78	17	12	10	7	11	9	7	13	13
Lebanon	63	38	36	25	11	18	13	9	18	17
Tunisia	63	22	13	5	7	14	7	4	13	9
Jordan	59	35	22	29	16	19	6	29	13	15
Palest. ter.	54	35	26	21	11	15	14	20	26	23
Egypt	53	46	47	41	23	36	50	39	6	7
<b>MEDIAN</b>	<b>61</b>	<b>35</b>	<b>24</b>	<b>23</b>	<b>11</b>	<b>17</b>	<b>11</b>	<b>15</b>	<b>13</b>	<b>14</b>
<b>Africa</b>										
Ghana	81	40	10	21	6	9	2	10	4	4
Uganda	79	59	18	32	30	6	7	16	6	5
Kenya	78	65	24	26	19	16	7	21	12	11
Senegal	75	53	23	28	12	8	8	14	8	7
South Africa	71	28	15	17	6	11	8	11	8	7
Nigeria	70	36	20	24	11	18	4	16	14	10
Tanzania	–	48	10	20	31	4	11	9	5	4
<b>MEDIAN</b>	<b>77</b>	<b>48</b>	<b>18</b>	<b>24</b>	<b>12</b>	<b>9</b>	<b>7</b>	<b>14</b>	<b>8</b>	<b>7</b>
<b>Latin America</b>										
Brazil	94	34	9	4	5	7	13	5	9	7
Venezuela	91	31	12	19	12	8	7	13	14	12
Nicaragua	90	47	17	28	15	9	14	9	9	7
Argentina	89	24	15	10	10	10	13	8	13	11
Peru	85	23	15	7	5	11	4	7	5	4
El Salvador	82	27	8	10	5	4	3	6	8	6
Colombia	76	37	9	8	9	8	10	5	9	7
Chile	74	24	27	10	7	17	10	7	15	13
Mexico	71	25	11	8	5	4	5	4	7	6
<b>MEDIAN</b>	<b>85</b>	<b>27</b>	<b>12</b>	<b>10</b>	<b>7</b>	<b>8</b>	<b>10</b>	<b>7</b>	<b>9</b>	<b>7</b>
<b>Asia</b>										
Thailand	96	19	11	7	–	3	7	5	9	8
Indonesia	89	21	5	6	5	4	2	5	3	4
India	88	33	19	14	22	17	14	9	6	7
Philippines	85	37	10	14	14	8	9	8	8	8
Bangladesh	78	48	37	32	33	31	22	24	20	21
Malaysia	71	30	9	13	14	5	7	7	7	6
Pakistan	69	13	7	4	8	6	4	1	1	2
<b>MEDIAN</b>	<b>85</b>	<b>30</b>	<b>10</b>	<b>13</b>	<b>14</b>	<b>6</b>	<b>7</b>	<b>7</b>	<b>7</b>	<b>7</b>
<b>Eastern Europe</b>										
Ukraine	79	19	18	7	19	9	10	3	7	6
Russia	76	12	7	8	20	6	11	8	8	6
Poland	75	20	16	10	35	14	31	9	9	8
<b>GLOBAL MEDIAN</b>	<b>78</b>	<b>32</b>	<b>15</b>	<b>14</b>	<b>11</b>	<b>9</b>	<b>9</b>	<b>9</b>	<b>9</b>	<b>7</b>

## Appendix H

### Voter Turnout in General Election of Pakistan




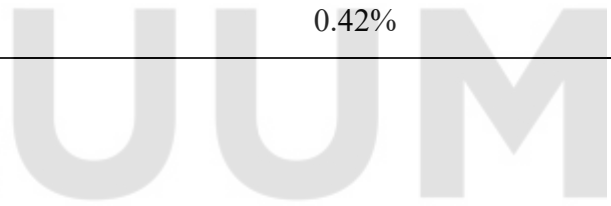
Rank	Country	Average Turnout % (vote/reg)
1	Australia	94.5
2	Singapore	93.5
3	Uzbekistan	93.5
33	Germany	85.4
76	United Kingdom	75.2
79	Sri Lanka	74.3
120	United States of America	66.5
141	India	59.4
142	Russia	58.4
143	Bangladesh	58.2
164	Pakistan	45.3
165	Egypt	45.1
168	Ivory Coast	37.0
169	Mali	21.3

## Appendix I

### Total and Percentage of Missing Values

Latent Variables	Number of Missing Values
Family Communicative Environment (FCE)	6
Classroom Activities (CA)	7
Peer Norms (PN)	8
Informational Media Use (IMU)	0
Interpersonal Communication (IC)	6
Political Knowledge (PK)	29
Political Participation (PP)	6
Total	63 out of 14,688 data points
Percentage	0.42%



  
 Universiti Utara Malaysia